



Hose-End Products for Irrigation and Outdoor Watering Catalog & List Price Guide Effective Feb 3, 2026



RESIDENTIAL WALL FAUCETS..... 2-5



RESIDENTIAL WALL FAUCETS.....5-6
Automatic draining



COMMERCIAL WALL HYDRANTS.....7-9



ROOF HYDRANTS.....10-11



MILD CLIMATE WALL FAUCETS..... 12-15



YARD HYDRANTS.....16



UTILITY HYDRANTS..... 17

SANITARY YARD HYDRANTS..... 18




VACUUM BREAKERS.....19

REPAIR KITS.....19-24

OBSOLETE/INDIVIDUAL PARTS.....25-26

TERMS & CONDITIONS.....27



Residential Wall Faucets:

Inlet Descriptions & Rough-In Dimensions	2
Model 14, 17, 16, 19, 22, V22	3
Mounting Sleeve, Stem Lock	
Over Sized Flange, Drywall Mounting Plate	
Adjustable Operating Rod	4
Model 32 Lawn Sprinkler Supply	5

Residential Wall Faucets-Automatic Draining:

Inlets, Model 25, 27.	5
Model 30, WF-30MS Mounting Sleeve, MB30BX Modular Box System, RK-30MBDR Doors, RK-Bracket	6

Commercial Wall Hydrants:

Model 65, 67	
B65/B67 Rectangular Brass Box	
RB65/RB67 Round Brass Box, MB65/MB67 Modular Box	
68 Undercover Wall Hydrant™	7
Hot & Cold: HC67, HCB67, C22, B22, SL-65 Stem Lock, 70, Inlets	8
Rough-In Dimensions	9

Commercial Roof Hydrants:

RHY1-MS & RHY2-MS	
RHMC-MS (Mild Climate), SRH-MS (Sanitary)	10
Package part Numbers, Rough-In Dimensions	11

Mild Climate Series:

101, 122, V122, 30CC, MB221, 224, 226	
C22CC, B22CC	12
21, 24, 26, B24, B26, SL-24 Stem Lock	
MB24 Modular Box, B24-B26	13
74, 75, 76, 79, 84, 86, B74-B79, RB74-RB79	
Closed Couple Rough-In Dimensions	14
Mild Climate Rough-In Dimensions	15

Yard Hydrants:

Y34, Y1, Y2, R34, W34, X34, Y30, Y95	16
--	----

Utility Yard Hydrants:

Utility Hydrants & Inlets & Rough-In Dims	17
---	----

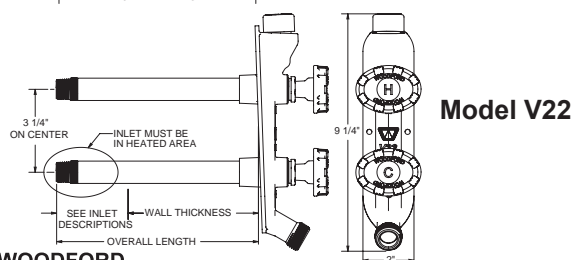
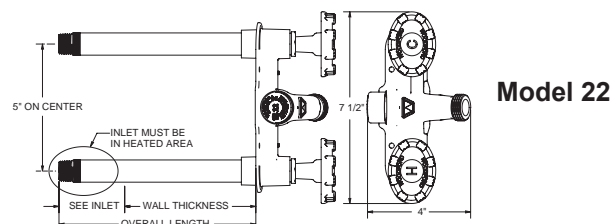
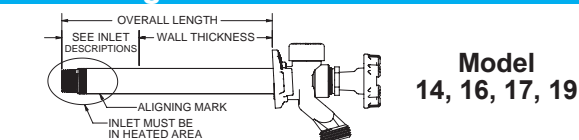
Sanitary Yard Hydrants:

S3, S4, Thermaline, H34	18
Vacuum Breakers, Backflow Preventers	19

Packaged Repair Kits

Obsolete Parts	25
Individual Parts	26
Terms & Conditions Of Sale	27
Sales Representatives	28

Rough-In Dimensions / O.A.L.



Model 14, 16, 17, 19 Inlets

Dia. X Min. Length Req'd. In Heated Area

C		COMBINATION Copper Sweat Fitting 1/2" K, L or M Inside 3/4" M Only Outside
C1		1/2" Copper Sweat Fitting
CP		Model 14 ONLY COMBINATION 1/2" Male Pipe Thread 1/2" Female Sweat
C3		3/4" Female Sweat Fitting
P		COMBINATION 1/2" Female Pipe Thread 3/4" Male Pipe Thread
PX		1/2" PEX Tube Fitting
PX3		3/4" PEX Tube Fitting
W		1/2" Wirsbo®/Uponor Tube Fitting
W3		3/4" Wirsbo®/Uponor Tube Fitting
CM		COMBINATION 1/2" Compression Fitting 1/2" Copper Sweat Fitting

Model 22 & V22 Inlets

Dia. X Min. Length Req'd. In Heated Area


C		COMBINATION Copper Sweat Fitting 1/2" K, L or M Inside 3/4" M Only Outside
CP		COMBINATION 1/2" Male Pipe Thread 1/2" Female Sweat
C3		3/4" Female Sweat Fitting
P		COMBINATION 1/2" Female Pipe Thread 3/4" Male Pipe Thread
PX		1/2" PEX Tube Fitting
PX3		3/4" PEX Tube Fitting
W		1/2" Wirsbo®/Uponor Tube Fitting
W3		3/4" Wirsbo®/Uponor Tube Fitting

FREEZELESS: (Tube won't freeze when hose is detached)

MODEL 14

- No Anti-Siphon Protection
- Round, powder coated, die-cast aluminum handle

Packed 10 Per Master Carton



Best Selling Residential Wall Faucet

MODEL 17

- Anti-Siphon Protected
- ASSE-1019-C Listed
- Round, powder coated, die cast aluminum handle



MODEL*	WALL THICKNESS										
	4"	6"	8"	10"	12"	14"	16"	18"	20"	22"	24"
14C, 14CP, 14C1, 14PX, 14W	64.15	67.85	71.55	75.25	78.95	82.65	86.35	90.05	93.75	97.45	101.15
14P, 14C3, 14PX3	67.20	70.90	74.60	78.30	82.00	85.70	89.40	93.10	96.80	100.50	104.20
14CM, 14W3	70.15	73.85	77.55	81.25	84.95	88.65	92.35	96.05	99.75	103.45	107.15
17C, 17CP, 17PX, 17W	64.25	67.95	71.65	75.35	79.05	82.75	86.45	90.15	93.85	97.55	101.25
17P, 17C3, 17PX3	66.95	70.65	74.35	78.05	81.75	85.45	89.15	92.85	96.55	100.25	103.95
17R	68.30	72.00	75.70	79.40	83.10	86.80	90.50	94.20	97.90	101.60	105.30
17CM, 17W3	69.70	73.40	77.10	80.80	84.50	88.20	91.90	95.60	99.30	103.00	106.70

*SUFFIX BP-Bulk pack cartons of 24 units are available at \$0.80 per unit less than published price on 4", 6", 8" 10" & 12" lengths ONLY.

Plastic Handle (Suffix PH). Tee Key (Suffix TK) - Add \$5.50 list each.

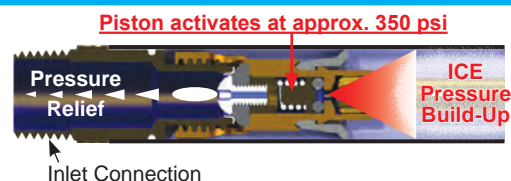
ANTI-BURST: (Tube won't rupture even if hose is attached)

Patented - PRV Pressure Relief Valve - Standard on models 16, 19, 22, V22 & C22

The patented, resetting PRV prevents the faucet tube from bursting in freezing conditions even if a hose is unintentionally left on.

The PRV protects up to 125 psi of backpressure and therefore does not require an add-on vacuum breaker.

Upgrade the Model 14 & 17 with RK-PRV Rod Assembly



PATENTED ANTI-BURST PRV

- See details above.
- ASSE-1019-C Listed (Model 19)
- Oval, powder coated, die cast aluminum handle



See Details
On Page 27



MODEL 16



MODEL 19
With Anti-Siphon
Protection

Packed 10 Per Master Carton

MODEL*	WALL THICKNESS										
	4"	6"	8"	10"	12"	14"	16"	18"	20"	22"	24"
16C, 16CP, 16PX, 16W	74.15	77.85	81.55	85.25	88.95	92.65	96.35	100.05	103.75	107.45	111.15
16P, 16C3, 16PX3	77.20	80.90	84.60	88.30	92.00	95.70	99.40	103.10	106.80	110.50	114.20
16CM, 16W3	80.15	83.85	87.55	91.25	94.95	98.65	102.35	106.05	109.75	113.45	117.15
19C, 19CP, 19PX,19W	74.25	77.95	81.65	85.35	89.05	92.75	96.45	100.15	103.85	107.55	111.25
19P, 19C3, 19PX3	76.95	80.65	84.35	88.05	91.75	95.45	99.15	102.85	106.55	110.25	113.95
19R	78.30	82.00	85.70	89.40	93.10	96.80	100.50	104.20	107.90	111.60	115.30
19CM, 19W3	79.70	83.40	87.10	90.80	94.50	98.20	101.90	105.60	109.30	113.00	116.70

*SUFFIX BP-Bulk pack cartons of 24 units are available at \$0.80 list per unit less than published price on 4", 6", 8" 10" & 12" lengths ONLY.

Plastic Handle (Suffix PH). Tee Key (Suffix TK) - Add \$5.50 list each.

- Hot and Cold connections
- Patented anti-burst PRV Pressure Relief Valve
See details above.
- ASSE-1019-C Listed
- IAPMO/UPC® Listed
- Built-in anti siphon vacuum breaker
- One-piece head casting with integral hose connection
- Oval, powder coated, die cast aluminum handles

MODEL V22



MODEL 22

MODEL 19 -BH



MODEL V22 -BH

Packed 4 Per Master Carton

MODEL 22 or V22	WALL THICKNESS										
	4"	6"	8"	10"	12"	14"	16"	18"	20"	22"	24"
C, CP, PX, W	198.90	206.30	213.70	221.10	228.50	235.90	243.30	250.70	258.10	265.50	272.90
P, C3, PX3	202.90	210.30	217.70	225.10	232.50	239.90	247.30	254.70	262.10	269.50	276.90
W3	208.80	216.20	223.60	231.00	238.40	245.80	253.20	260.60	268.00	275.40	282.80

Optional DMP Drywall Mounting Plate.
See Page 4 For Details.

Tee Key (Suffix TK) - Add \$5.50 list each.


WF-MS Wall Faucet Mounting Sleeve List Price Each.....\$19.50
- Boxed 10 to a carton -

FOR USE WITH MODELS 14, 16, 17 & 19 ONLY

The WF-MS Wall Faucet Mounting Sleeve takes the guesswork out of how far to stub-out Woodford freeless faucets through brick, stone or stucco veneers. Built-in anchors provides a secure installation for the faucet.

The 6" long Mounting Sleeve allows the plumber to determine a stub-in location and set an adjustable finish depth required by the brick or stone mason. A numbered scale, in 1/4" increments, is built into the top of the Mounting Sleeve.

The faucet installation is completed by mating the faucet wall flange to the front of the Mounting Sleeve and securing with two, furnished flange screws. The proper drain angle is automatically set by the rear Tube Rest.



SL-17 Vandal Resistant Stem Lock
List Price Each.....\$72.15


FITS WOODFORD MODELS:14, 16, 17, 19, 22, & V22

Easy to retrofit:

Replace the standard packing nut with furnished brass locking nut and snap on the Lock. 2 keys are included.

Easy access and operation:

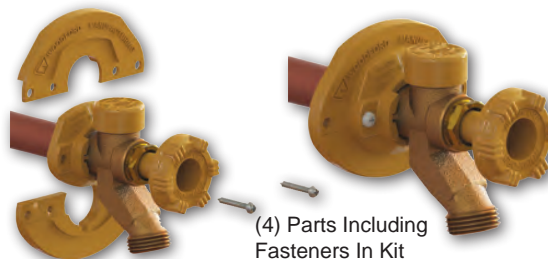
- 1.Unlock and remove the Lock to reveal the faucet operating rod.
2. Use Tee Key to operate faucet.
3. Remove tee key, replace Lock.



RK-OSF - Over Sized Flange
List Price Each..... \$3.80

FITS WOODFORD MODELS: 14, 16, 17, 19 & 101

- Fits behind an existing Woodford faucet flange to secure a loose fitting faucet or cover a larger opening in the wall.
- Requires 3/8" space behind original flange.



DMP-Drywall Mounting Plate
List Price Each.....\$35.60

USE WITH WOODFORD MODEL 22 OR V22 AND 122 OR V122 (MILD CLIMATE) MODELS.


The DMP provides

- a secure anchor for the faucet
- clean and precise drywall installation
- fire retardant plastic

The DMP Mounting Plate can be configured in a horizontal or vertical position ready for faucet installation and plumbing hook-up.

Made from strong PC/ABS, the 4" X 9 1/4" Mounting Plate is designed to space the faucet wall flange away from 5/8" drywall just enough for finishing off with two mating Cover Plates leaving a durable and protective installation.


See website for installation instructions.




RK-ADJ-PRV
Adjustable Operating Rod
Converts Faucet To Anti-Burst
List Price Each..... \$40.55

FOR USE WITH MODELS 14, 16, 17, 19, 22 & V22

- Adjustable Operating Rod assemblies and adjusts for combinations of 4" to 14" model lengths in 2" increments.
- *Includes the patented, resetting Pressure Relief Valve (PRV) upgrade. The PRV is designed to prevent the copper tube from bursting in freezing conditions *even if a hose is unintentionally left on.*
- Includes (4) all brass stems and (2) stainless steel clips plus (1) each replacement parts EPDM Packing, Packing Nut, Round Metal Handle and Handle Screw.
- *Complete instructions are provided with each RK-ADJ-PRV.*



Piston activates at approx. 350 psi



*See PRV Details on page 3

LAWN SPRINKLER SUPPLY

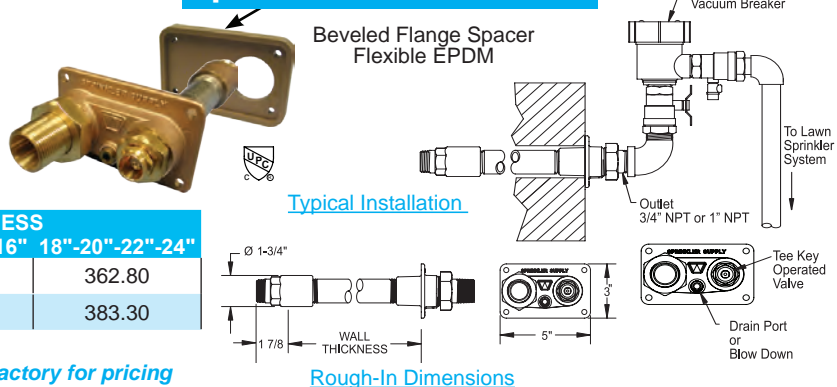
- Provides outside access to water supply for easy start-up, winterizing and service
- Controls water service from the building exterior
- High flow rate and low pressure loss
- Head casting fits flush against an existing wall
- Pipe casing will pass through a 1-7/8" hole
- Outlet fittings included: 3/4" NPT
- Add feature -1IN to include 1" NPT
- Brass finish only
- Galvanized pipe casing

MODEL 32	WALL THICKNESS		
	4"-6"-8"	10"-12"-14"-16"	18"-20"-22"-24"
32C, 32P	340.40	351.60	362.80
With 1" NPT -1IN	360.90	372.10	383.30

OPTIONAL - Brass Pipe Casing

Made To order - No Cancel No Return - Contact factory for pricing


Optional 32-BF - \$14.20



Inlet descriptions

Model 25, 27, 30


Dia. X Min. Length Req'd. In Heated Area


C  COMBINATION
Copper Sweat Fitting
1/2" K, L or M Inside
3/4" M Only Outside
15/16" Dia X 1 5/8"

CP  COMBINATION
1/2" Male Pipe Thread
1/2" Female Sweat
15/16" Dia X 1 3/4"

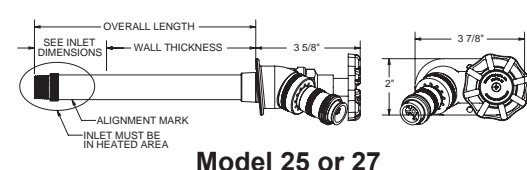
CP3  COMBINATION
3/4" Male Pipe Thread
3/4" Female Sweat
1 1/16" Dia X 1 7/8"

P  COMBINATION
1/2" Female Pipe Thread
3/4" Male Pipe Thread
1 1/16" Dia X 1 7/8"

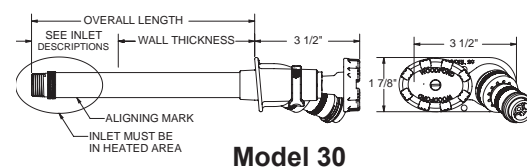
PX  1/2" PEX Tube Fitting
15/16" Dia X 1 3/4"

PX3  3/4" PEX Tube Fitting
15/16" Dia X 1 3/4"

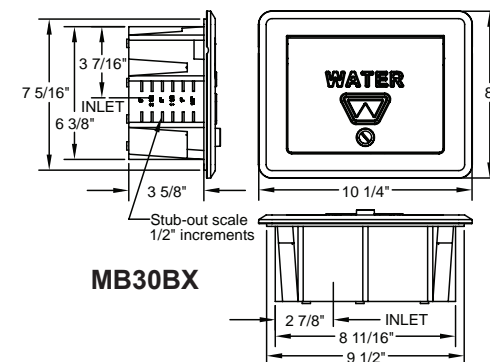
Rough-In Dimensions / O.A.L.



Model 25 or 27



Model 30



MB30BX

AUTOMATIC DRAINING • FREEZELESS • ANTI-BURST

Model 25

Backflow Protected

Model 27

Model 34HA
Anti-Siphon
Vacuum Breaker
ASSE 1019-B



Vandal Resistant Wall Faucets

Order the Model 25 or 27 with removable
Tee Key (Suffix TK) - Add \$5.50 list each

With Patented High Flow
Double Check
50HA Backflow Preventer
Field Testable
ASSE 1052 Device
No Sprayback



FREEZELESS WALL FAUCETS - AUTOMATIC DRAINING - Packed 10 Per Master Carton

MODEL 25 or 27	WALL THICKNESS										
	4"	6"	8"	10"	12"	14"	16"	18"	20"	22"	24"
C, CP, PX	117.25	121.10	124.95	128.80	132.65	136.50	140.35	144.20	148.05	151.90	155.75
P, CP3, PX3	122.80	126.65	130.50	134.35	138.20	142.05	145.90	149.75	153.60	157.45	161.30

Must specify Model, Inlet and Wall Thickness.

AUTOMATIC DRAINING • FREEZELESS • ANTI-BURST

Model 30 Backflow Protected

Inlet and Rough-In Dimensions shown on page 6

The Woodford Model 30 faucet automatically drains with or without a hose attached. The faucet is designed for residential and light commercial outside water service applications.



- Model 30 wall faucet is ASSE 1053 Approved.
- Attached 50HA Backflow Preventer features:
 - U.S. Patent No's. 8,042,565 & 8,272,394
 - ASSE 1052 & UPC Listed
 - High Flow Double Check
 - Field Testable
 - Brass Stem
 - Holds against 125 p.s.i. backpressure
- No sprayback when faucet is shut off
- All structural components made of brass
- No lead solder
- Oval, powder coated, die-cast aluminum handle (Tee Key available)
- Max pressure: 125 p.s.i.
- Max Temperature: 120° F

Model 30 ONLY - Individual Carton Prices - Must specify Model, Inlet and Wall Thickness - Example: 30CP-6

MODEL	WALL THICKNESS										
	4"	6"	8"	10"	12"	14"	16"	18"	20"	22"	24"
C, CP, PX	117.25	121.10	124.95	128.80	132.65	136.50	140.35	144.20	148.05	151.90	155.75
P, CP3, PX3	122.80	126.65	130.50	134.35	138.20	142.05	145.90	149.75	153.60	157.45	161.30

Tee Key (Suffix TK) - Add \$5.50 list each.

Model 30 with -MS Mounting Sleeve - Individual Carton Prices

Must specify Model, Inlet, Wall Thickness and MS - Example: 30CP-6-MS

MODEL	WALL THICKNESS										
	4"	6"	8"	10"	12"	14"	16"	18"	20"	22"	24"
C, CP, PX	N/A	142.35	146.20	150.05	153.90	157.75	161.60	165.45	169.30	173.15	177.00
P, CP3, PX3	N/A	147.90	151.75	155.60	159.45	163.30	167.15	171.00	174.85	178.70	182.55

Tee Key (Suffix TK) - Add \$5.50 list each.

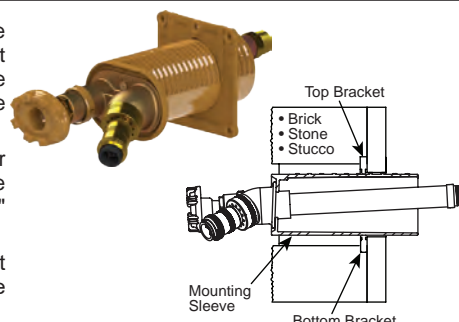
WF-30MS Mounting Sleeve ONLY.....List Price Each..... \$21.25



The Woodford Model 30 Wall Faucet Mounting Sleeve (WF-30MS) takes the guesswork out of how far to stub-out Woodford Model 30 freezeless faucets through brick, stone or stucco veneers. It also provides a secure anchor for the faucet.

The 6" long Model 30 Mounting Sleeve allows the plumber to determine a stub-in location and set an adjustable finish depth required by the brick or stone mason. A numbered scale in 1/2" increments, is built into the top of the Mounting Sleeve.

The faucet installation is completed by mating the faucet wall flange to the front of the Mounting Sleeve and securing with two, furnished flange screws. The proper drain angle is built-in to the faucet head casting.



MB30BX Modular Box System..... List Price Each..... \$140.00

Includes Composite Box, Door & Fascia - Use with the MODEL 30 - Not Included


The Woodford Modular Box System (MB30BX) is designed to securely house a Model 30 wall faucet on residential buildings. The MB30BX includes a high impact composite box that is stubbed out of a frame or masonry wall. After the wall is finished, a durable composite door and fascia assembly is simply screwed into the box to create a secure access and an attractive front.

Standard: Thumb latch cylinder lock. **Optional:** Key (K) cylinder lock. **Call for Pricing**



Standard
Thumb Latch

Composite Door
and Fascia Assembly



Composite Box

RK-30MBDR.....List Price Each \$67.95



RK-30MBDR
Standard: Thumb Latch
Cylinder Lock

Replaceable Composite Door & Fascia Repair Kits

- Shipped in individual carton
- Fits the MB30BX Modular Box
- Tan color
- (2) Lock options



RK-30MBDR-K
Optional: Key (K) Cylinder Lock
Add \$33.15 list

RK-Bracket List Price Each \$21.70


RK-Bracket can be used to mount or support the box in a stud wall. Hole centers are provided on back of box for drilling (2) 9/32" holes. Bracket extends from 10" to 19".



Inlet and Rough-In Dimensions shown on page 9


Model 65

ASSE 1019-B Listed
With ASSE 1011
Anti-Siphon
34HA Vacuum Breaker
Standard on B65 & RB65



With Patented High Flow
Double Check
50HA Backflow Preventer
Field Testable; ASSE 1052 Device
No Sprayback
Standard on B67 & RB67

Model 67



WALL HYDRANTS & FACTORY ASSEMBLED - SQUARE (B) & ROUND (RB) BOX TYPE WALL HYDRANTS FREEZELESS / AUTOMATIC DRAINING / CHROME FINISH STANDARD

MODEL 65 or 67	WALL THICKNESS		
	CC-4"-6"-8"	10"-12"-14"-16"	18"-20"-22"-24"
C or P Inlet	357.75	380.75	403.75
B65 or B67, C or P Inlet	721.20	744.20	767.20
RB65 or RB67, C or P Inlet	741.20	764.20	787.20

Must specify Model, Inlet and Wall Thickness

OPTIONAL FINISH Hydrants Only: Rough Brass (BR) - Deduct -\$5.95 Polished Brass (PB) - Add \$51.95 list each.

N/A over 24" wall thickness.

OPTIONAL FINISH Square Box Only: Rough Brass (BR) - Deduct -\$11.05 list each; Polished Brass (PB) - Add \$83.10 list each;

Cylinder Lock Door: Specify Suffix (K) - Add \$37.15 list each. - Available on Chrome Square Box Only;

Flat door available for B65 ONLY (Suffix F) - N/C - Example: B65C-10-F;

Round Box - Chrome Finish Only. Order RB67BX (Bubble door only); N/A over 24" wall thickness.

B65

RB65

B67

RB67



Round Box models
install through 6"
diameter cored hole or
6" Sch. 40 PVC sleeve.



NOTE: Chrome box assemblies are available to convert existing wall hydrant inventory to box type wall hydrants.

*When converting to box type hydrant, deduct 2" from hydrant.

• EXAMPLE: B65-10" requires Box + 8" Model 65 or 67.

*Order 65BXF to convert to flat door on square box typeAdd \$363.55 list each.

*Order 67BX to convert to box type B65 or B67Add \$363.55 list each.

*Order RB67BX to convert to round box type RB65 or RB67 ...Add \$383.50 list each.

MB65 or MB67

Modular Box Models

MB65BX or MB65BX-K



2.6 pound, high impact, composite box with a replaceable 14 ga. stainless steel door and fascia assembly.


- MB65 or MB67: Modular box and Hydrant Assembly
- MB65BX: Modular Box, SS Door & Fascia Assembly Only
- RK-65MBDR: Stainless Steel Door & Fascia Repair Kit Assemblies

(See Page 22 Door Assembly Repair Kits)

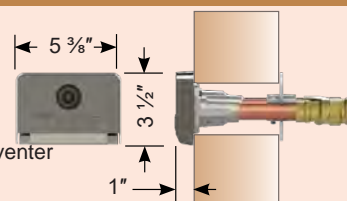


MODEL	WALL THICKNESS		
	CC-4"-6"-8"	10"-12"-14"-16"	18"-20"-22"-24"
MB65 or MB67, C or P Inlet	607.15	630.15	653.15
MB65-K or MB67-K, C or P Inlet	645.30	668.30	691.30
MB65BX (Tee Key Lock) - No Hydrant - Modular Box Assembly ONLY			249.45
MB65BX-K (Cylinder Lock) - No Hydrant - Modular Box Assembly ONLY			287.60

Model 68 UNDERCOVER WALL HYDRANT®



- ASSE 1053 listed hydrant
- Integral, Flip-Down 16 ga. Stainless Steel Cover
- Sleek, streamlined design - only 1" protrusion from wall
- Vandal Resistant w/Tee Key Lock
- Chrome plated, flush mounted cast brass hydrant head
- Model 50 ASSE 1052 High Flow Double Check Backflow Preventer
- Automatically drains - even with hose attached



MODEL 68	WALL THICKNESS		
	CC-4"-6"-8"	10"-12"-14"-16"	18"-20"-22"-24"
C or P Inlet	501.70	524.70	547.70
Brass	495.75	518.75	541.75

Must specify Model, Inlet and Wall Thickness




Inlet and Rough-In Dimensions shown on page 9


HC67

Hot & Cold Mixers

HCB67



Includes Patented
ASSE 1052 Nidel®
50HA High Flow
Double Check Back-
flow Preventer
Field Testable and
No Sprayback



ONLY AVAILABLE IN CHROME

MODEL	WALL THICKNESS		
	CC-4"-6"-8"	10"-12"-14"-16"	18"-20"-22"-24"
HC67*	863.75	891.00	918.25
HCB67 Box Type**	1,472.30	1,499.85	1,527.35

N/A over 24" wall thickness

C22

Hot & Cold - Light Commercial

B22



Drywall Mounting Plate (DMP)
Available for the C22. see page 4

Includes Patented ASSE 1052 Nidel® 50HA High
Flow Double Check Backflow Preventer
Field Testable and No Sprayback
Includes (2) Patented PRV Pressure Relief Valves
see page 3



CHROME FINISH STANDARD

MODEL C22 or B22	WALL THICKNESS										
	4"	6"	8"	10"	12"	14"	16"	18"	20"	22"	24"
C22C, C22CP, C22PX	379.85	387.15	394.45	401.75	409.05	416.35	423.65	430.95	438.25	445.55	452.85
C22P, C22C3, C22PX3	383.05	390.35	397.65	404.95	412.25	419.55	426.85	434.15	441.45	448.75	456.05
B22C, B22CP, B22PX	N/A	1,105.80	1,113.10	1,120.40	1,127.70	1,135.00	1,142.30	1,149.60	1,156.90	1,164.20	1,171.50
B22P, B22C3, B22PX3	N/A	1,109.05	1,116.35	1,123.65	1,130.95	1,138.25	1,145.55	1,152.85	1,160.15	1,167.45	1,174.75

(2) Brown Powder Coated Metal Handles (Suffix MH) - Add \$1.30. Tee Key (Suffix TK) - Add \$5.55 list.

B22 Available in Rough Brass (BR) - Deduct (\$13.00) list. Box only (22BX).... \$718.65 list.

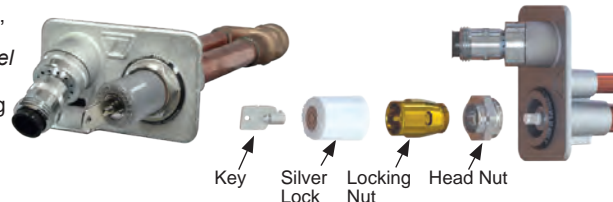
SL-65 Vandal Resistant Stem Lock List Price Each..... \$86.35

The SL-65 fits Models 65/67, B65/B67, RB65/RB67, MB65/MB67,
70,74,76, 75, 79, 84 & 86 series products.

NOTE: The SL-65 will not fit in the B65 with Flat Door or the Model
68 Undercover™ Wall Hydrant.

Replace the standard packing nut with the furnished brass locking
nut and snap on the lock. 2 keys are included.

A Tee key is included for operating
the faucet when lock is removed.



Model C22 & B22 Inlets - Dia. X Min. Length Req'd. In Heated Area

C		COMBINATION Copper Sweat Fitting 1/2" K, L or M Inside 3/4" M Only Outside	C3		3/4" Female Sweat Fitting	PX		1/2" PEX Tube Fitting
	7/8" Dia X 1 5/8"			1 1/16" Dia X 1 7/8"			7/8" Dia X 1 3/4"	
CP		COMBINATION 1/2" MPT 1/2" Female Sweat	P		COMBINATION 1/2" FPT 3/4" MPT	PX3		3/4" PEX Tube Fitting
	15/16" Dia X 1 3/4"			1 1/16" Dia X 1 7/8"			7/8" Dia X 1 3/4"	

Model 70 - Galvanized Pipe Casing

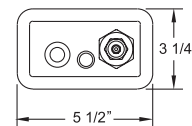
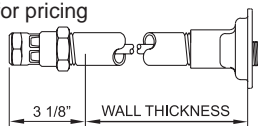
GALVANIZED PIPE CASING / CHROME FINISH STANDARD

MODEL	WALL THICKNESS		
	4"-6"-8"	10"-12"-14"-16"	18"-20"-22"-24"
70C, 70P	267.60	277.20	286.80

OPTIONAL FINISH: Polished Brass (PB) Add \$35.75 Brass (BR) Deduct -\$5.95

OPTIONAL - Brass Pipe Casing Made To order - No Cancel No Return

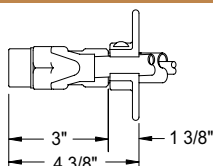
Contact factory for pricing

P Inlet
3/4"-14 FPTC Inlet
3/4" Copper Tube
Solder Connection

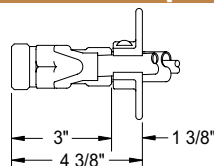


Model 65 & 67 Inlet Descriptions

C Inlet
3/4" COPPER
WATER TUBE

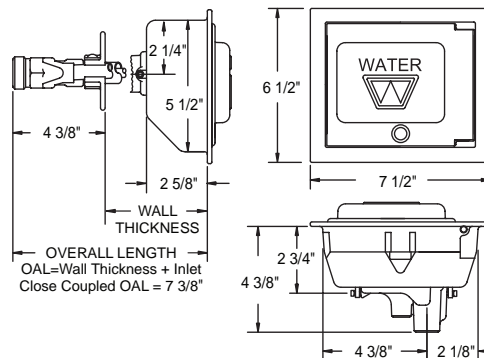
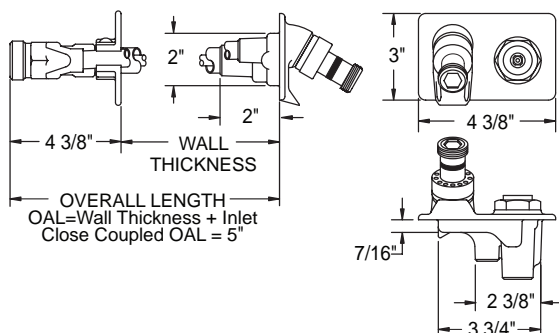


P Inlet
3/4" FEMALE
PIPE THREAD

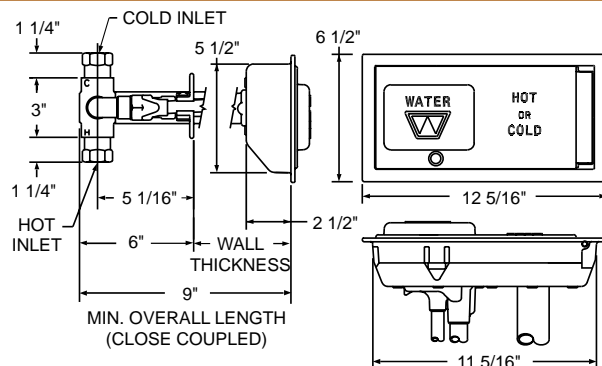
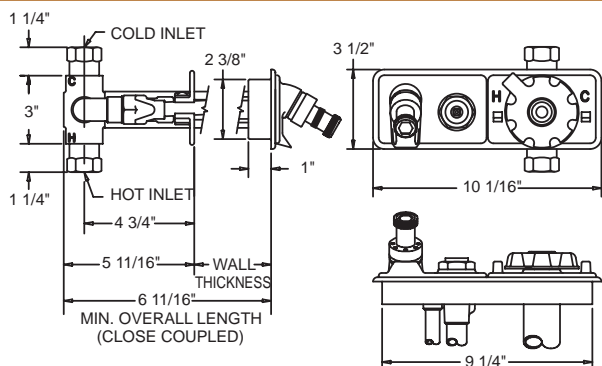


65 & 67

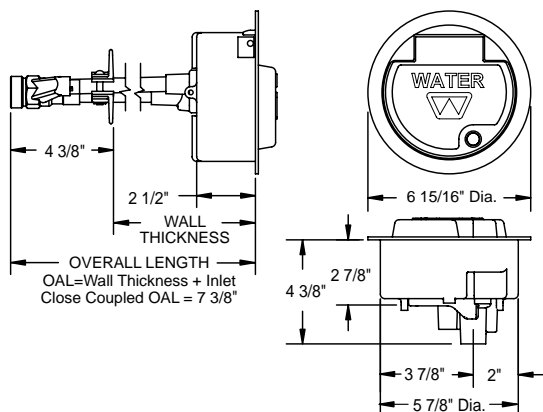
B65 & B67



HC65 & HC67Hot & Cold.....HCB65 & HCB67

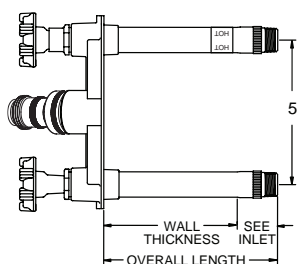


RB65 & RB67..... Round Box

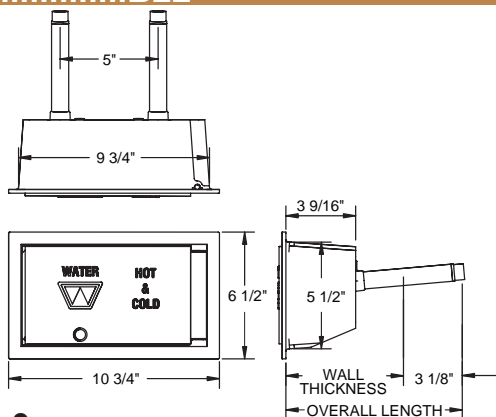


Install using
6" Dia. Core Drill

C22.....Hot & Cold.....B22

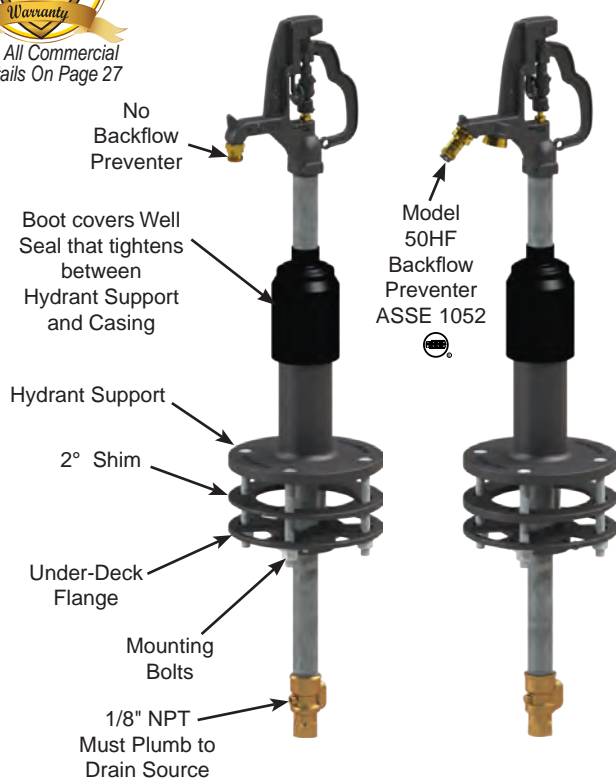


Optional for C22 & C22CC: Drywall Mounting
Plate-DMP See description on page 5
See Inlet Descriptions on page 8





RHY1-1-MS RHY2-1-MS



Freezeless Roof Hydrants are designed to facilitate a secure, exterior water source installation on commercial roof surfaces. The hydrant is installed through the roof and plumbed to the non-freezing interior water source. The hydrant is supported by a heavy duty cast iron (MS) Mounting System. All necessary mounting hardware for proper installation on a commercial roof is supplied, including a 2 degree shim for pitch adjustment.

Roof Hydrants are specified for washing condenser coils, windows, cooling towers, green roofs and other types of roof top equipment.

- Choose from 4 specific models.
- Order a complete Hydrant and Mounting System package or individual Hydrant or Mounting System units.
- All hydrants are operated by lifting the lever handle or turning a wheel handle.
- All repairs can be made from the top of the hydrant.

The patented **RHY1-1-MS** is the most reliable hydrant where backflow protection is not required. A 1/8" NPT tapped drain hole in valve body should be piped to a drain location to prevent freezing. *The user is not required to flush the hydrant.*


ROOF HYDRANT	PRICE
RHY1-1-MS (Complete)	1,314.70
RHY1-1	767.50

The patented **RHY2-1-MS** features a built-in vent that allows automatic draining when hydrant is shut off, even with a hose and device attached. A 1/8" NPT tapped drain hole in the valve body should be piped to a drain location to prevent freezing. Includes ASSE 1052 Model 50HF Backflow Preventer. *The user is not required to flush the hydrant.*

ROOF HYDRANT	PRICE
RHY2-1-MS (Complete)	1,499.95
RHY2-1	952.75

SRH-MS

RHMC-MS



ASSE 1057 SRH-MS Sanitary Roof Hydrant



ASSE 1057

NO Drain Line Required!

This hydrant does not require removal of vacuum breaker or use of a diverter to protect from freezing.

With hose removed, a venturi action draws water out of the internal reservoir and discharges through the outlet. Note: Special operating instructions to insure proper evacuation. Includes ASSE 1052 Model 50HF Backflow Preventer.

ROOF HYDRANT	PRICE
SRH-MS (Complete)	1,625.00
SRH	1,077.80

The **RHMC-MS Mild Climate Roof Hydrant** is an excellent choice in non-freezing environments. The shut-off valve is located in the hydrant head and is wheel handle operated. Includes ASSE 1052 Model 50HF Backflow Preventer.

ROOF HYDRANT	PRICE
RHMC-MS (Complete)	936.85
RHMC	389.65

The **cast iron RH-MS Roof Hydrant Mounting System** can be ordered separately with all required hardware included.

ROOF HYDRANT	PRICE
RH-MS	547.20



Part# RHY1-1-MS

Consists of the complete Roof Hydrant system:

Qty. 1 RHY1-1
Y1 Hydrant shipped in 1 carton.

Qty. 1 RH-MS
Mounting System shipped in 1 carton.

Total Shipping Wt.
2 cartons: 50 lbs

Part# RHY1-1

Carton contents consists of:

- Y1 Hydrant Assembly
- Well Seal
- Boot

Shipped in 1 Carton.
Shipping Wt. - 20 lbs

Part# RH-MS

Carton contents consists of: Mounting System/Rough-In Components

- Hydrant Support - cast iron
- 2° Shim - cast iron
- Under Deck Flange - cast iron
- Mounting Bolts, Nuts & Washers

Shipped in 1 Carton.
Shipping Wt. - 30 lbs

Part# RHY2-1-MS

Consists of the complete Roof Hydrant system:

Qty. 1 RHY2-1
Y2 Hydrant shipped in 1 carton.

Qty. 1 RH-MS
Mounting System shipped in 1 carton.

Total Shipping Wt.
2 cartons: 50 lbs

Part# RHY2-1

Carton contents consists of:

- Y2 Hydrant Assembly
- Well Seal
- Boot

Shipped in 1 Carton.
Shipping Wt. - 20 lbs

Part# RHMC-MS

Consists of the complete Roof Hydrant system:

Qty. 1 RHMC
Hydrant shipped in 1 carton.

Qty. 1 RH-MS
Mounting System shipped in 1 carton.

Total Shipping Wt.
2 cartons: 50 lbs

Part# RHMC

Carton contents consists of:

- Hydrant Assembly
- Well Seal
- Boot

Shipped in 1 Carton.
Shipping Wt. - 20 lbs

Part# SRH-MS

Consists of the complete Roof Hydrant system:

Qty. 1 SRH
Hydrant shipped in 1 carton.

Qty. 1 RH-MS
Mounting System shipped in 1 carton.

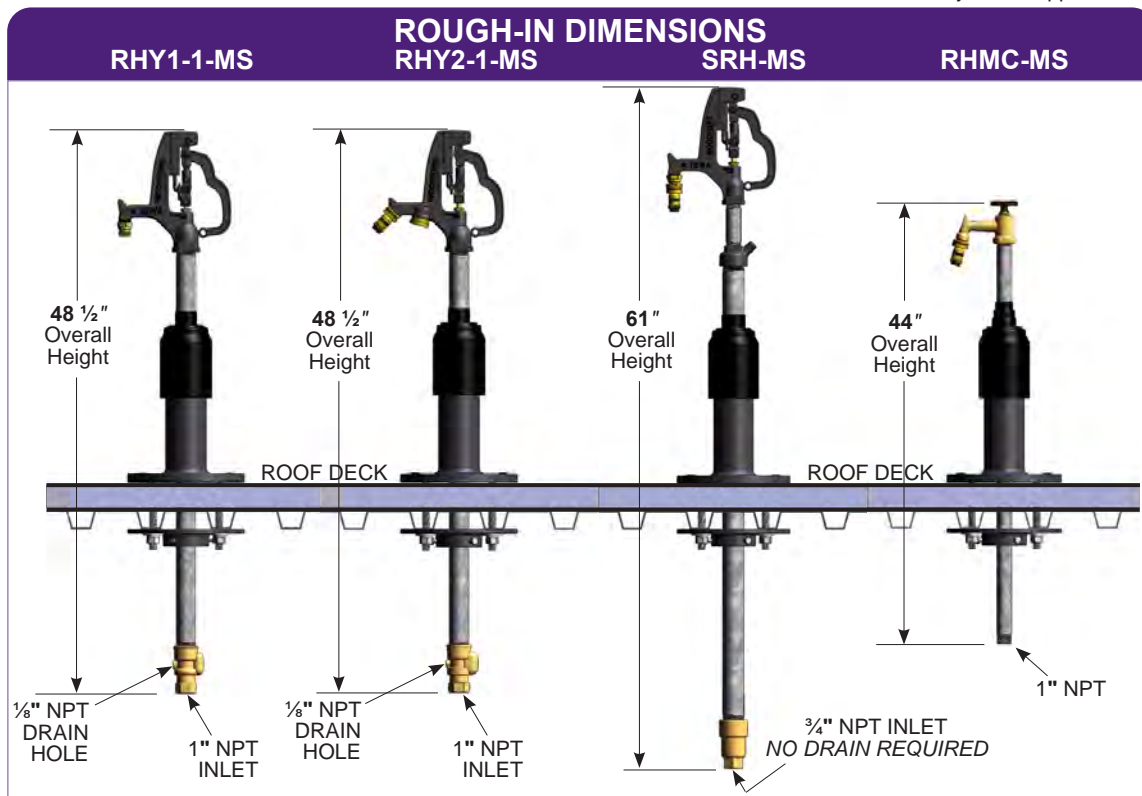
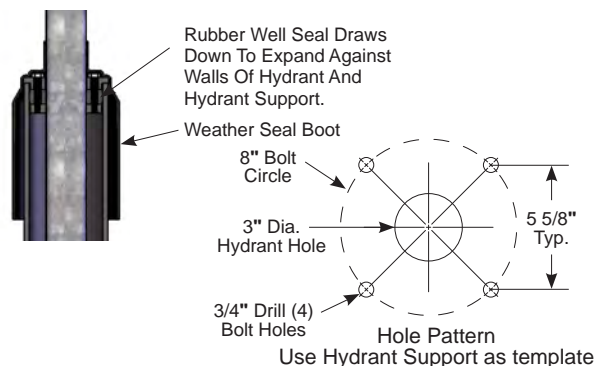
Total Shipping Wt.
2 cartons: 50 lbs

Part# SRH



Carton contents consists of:

- Hydrant Assembly
- Well Seal
- Boot

Shipped in 1 Carton.
Shipping Wt. - 20 lbs



Inlet and Rough-In Dimensions shown on page 15

Model 101 Residential**101C****101CP****101P****101PX**

- ASSE 1019-Type C Listed
- Anti-siphon protection with integral check valve and atmospheric vent
- Eliminates the need for an add-on vacuum breaker
- Choose from five inlet options
- Round, powder coated, die-cast aluminum handles - Standard
- Wall flange is included with all models


MODEL	PRICE
101C - 1/2" & 3/4" Copper Sweat Inlet	56.40
101CP - 1/2" MPT & 1/2" Sweat Inlet	56.40
101P - 3/4" MPT & 1/2" FPT Inlet	60.35
101PX - 1/2" Pex Tube Inlet	56.40
101CM - 1/2" Compression Fitting/Copper Sweat	60.35

Suffix-BP-Bulk Pack Cartons of 6 units are available @ 80¢ less per unit than published prices.

Model 122 & V122 Hot & Cold Residential**122** **V122**

- ASSE 1019-Type C Listed
- Anti-siphon protection with integral check valve and atmospheric vent
- Eliminates the need for an add-on vacuum breaker
- Choose from five inlet options
- (2) Oval, powder coated, die-cast aluminum handles - Standard

MODEL	PRICE
122C or V122C - 1/2" & 3/4" Copper Sweat Inlet	230.50
122CP or V122CP - 1/2" MPT & 1/2" Sweat Inlet	230.50
122P or V122P - 3/4" MPT & 1/2" FPT Inlet	234.35
122PX or V122PX - 1/2" Pex Tube Inlet	230.50
122CM or V122CM - 1/2" Compression Fitting/Copper Sweat	234.35


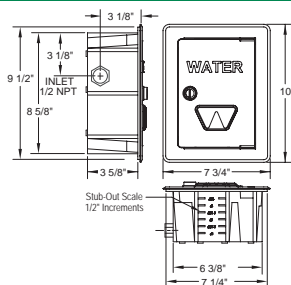
Model 30CC Residential

The optional MB30BX can be used with the Model 30CC
See page 5 for details.



- Close Coupled version of the freezeless Model 30
- ASSE 1053 Backflow Protected, **Automatic Draining**; UPC, cUPC Approved
- ASSE 1052 Nidel® Model 50HA High Flow Double Check Backflow Preventer
- Fits within a 2 X 4 stud wall and
- Drains automatically with or without an attached hose
- Available with a composite box, door and fascia.

MODEL	PRICE
30CC (CP or PX Inlet Optional)	110.95
SL-17 Stem Lock for the Model 30 (Shown on page 4)	72.15

**Model MB221, MB224, MB226 Commercial**

- Integral water supply stop is located at the faucet head
- 1/2-14 FPT Inlet connects through side of box
- Modular Box and Stainless Steel Door (3.3 lbs)
- Door Lock: Tee Key or Cylinder Lock (K)

MODEL	FEATURES	PRICE
MB221	Offers No Anti-Siphon Protection	378.40
MB224	Includes Single Check Vacuum Breaker	394.85
MB226	Includes 50HF Backflow Preventer	394.85

*Key Cylinder Lock (Suffix K) Add \$37.80 list each

Model C22CC, B22CC Hot & Cold Commercial**C22CC** **B22CC**

- Chrome plated brass head
- ASSE 1052 Nidel® Model 50HA High Flow Double Check Backflow Preventer

MODEL	O.A.L.	CHROME
C22CC (CP & PX Inlet Optional)	2 3/4"	\$366.15
B22CC (CP & PX Inlet Optional) - Box Type	6 1/8"	\$1,063.20

B22CC Available in Rough Brass; B22 (BR) call for pricing




21, 24, 26, Y24/Y26 Series

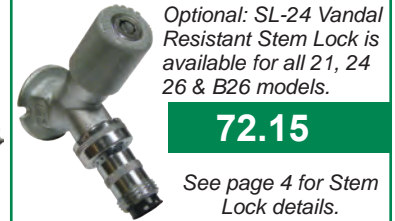
- 21 Series: Hose Nozzle outlet with No Anti-Siphon Protection
- 24 Series: ASSE 1011 Nidel® 34HF Single Check Vacuum Breaker
- 26 Series: ASSE 1052 Nidel® 50HF High Flow Double Check Backflow Preventer
- Standard: Clear Polycarbonate Wheel Handle & Tee Key; Optional: metal Wheel Handle Only (Does Not Include Tee Key)
- Standard Finish: Rough chrome; Optional: Rough brass (BR); Polished Chrome (PC)

Inlet Options:

- P1/2 = 1/2" FPT
- P3/4 = 3/4" FPT
- C = Combination 1/2" and 3/4" Copper Sweat
- CP = Combination 1/2" MPT and 1/2" Copper Sweat



SL-24 Stem Lock



Optional: SL-24 Vandal Resistant Stem Lock is available for all 21, 24 26 & B26 models.

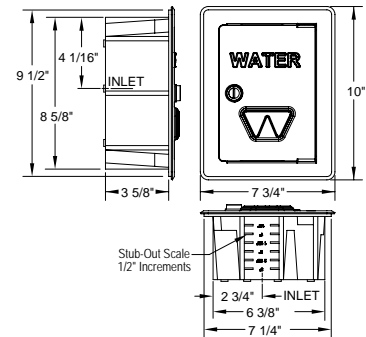

72.15

See page 4 for Stem Lock details.

MODEL	FEATURES	ROUGH BRASS (BR)	ROUGH CHROME (CH)	POLISHED CHROME (PC)
21P1/2 or 21P3/4	3/4" Hose Nozzle	66.00	75.55	92.60
21C or 21CP		94.20	103.75	120.80
24P1/2, 24P3/4, 26P1/2 or 26P3/4	34HF Single Check or 50HF Double Check	82.15	91.70	107.45
24C, 24CP, 26C or 26CP		116.70	126.25	142.00
Y24 or Y26		100.30	107.00	121.30
SL-24	Stem Lock - Chrome/Gray	72.15		

MB24, MB26, MB24BX Modular Wall Box System


- Includes Composite Box, 14 gauge Stainless Steel Door & Fascia
- Order with or without a Model 24P or 26P faucet. See pricing below
- Faucet includes Wheel Handle & Tee Key
- Standard Faucet Finish: Rough chrome.
- Standard: Tee Key latch



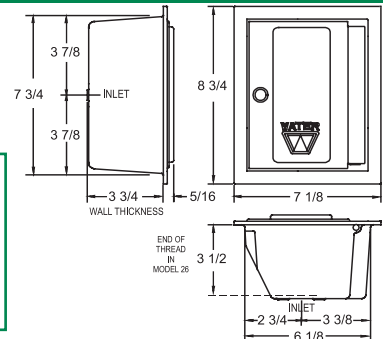
MODEL	FEATURES	PRICE
MB24-1/2 or 3/4	with composite box, SS door and fascia and ASSE 1011 34HF vacuum breaker	421.35
MB26-1/2 or 3/4	with composite box, SS door and fascia and ASSE 1052 50HF backflow preventer	421.35
MB24BX (No Faucet)	Modular Box System ONLY; composite box, SS door and fascia	331.45

B24, B26, Metal Wall Box Option

- Order with a Model 24P or 26P faucet. See pricing below
- Standard: Chrome Plated Brass Box & Door; Optional: Rough brass (BR); Polished Brass (PB)
- Standard: Wall Faucet Wheel Handle & Tee Key; Optional: Metal Handle Only (MH)
- Standard: Tee Key latch



Box is drilled for optional mounting bracket. Order: RK-Bracket Page 19 Use to mount B24 & B26 or MB24 & MB26



MODEL	FEATURES	PRICE
B24-1/2 or 3/4	with chrome plated brass box and ASSE 1011 34HF vacuum breaker	714.05
*B26-1/2 or 3/4	with chrome plated brass box and ASSE 1052 50HF backflow preventer	811.30
B24BX	B24 Box w/Flat Door (B24BX)	622.35
B26BX	B26 Box w/Bubble Door (B26BX)	719.60

OPTIONAL FINISH: Rough Brass (BR) Deduct -\$11.40 ; Polished Brass (PB) Add \$80.90

*Metal Handle Available on B26 Only (Suffix MH)

70 & 80 Series Close Coupled



The unique design of the Model 75 and 79 allows the installer to rotate the 3/4" FPT inlet by hand to easily complete connection regardless of direction.

- Loose Tee Key operated
- Rectangular, recessed or flush mounting chrome plated brass heads
- 3 Inlet options
- All models fit inside a 4" wall
- Choose single check or double check models
- All hydrants are available with rectangular or round brass box and door
- Standard Finish: Chrome
- Optional Finish: (Extra charge) Rough Brass (BR) Polished Brass (PB)

Model 75
ASSE 1011



Model 79
ASSE 1052



MODEL	FEATURES	PRICE
75	ASSE 1011 34HF vacuum breaker and swivel inlet with adjustable 360° orientation	289.25
79	ASSE 1052 50HF backflow preventer and swivel inlet with adjustable 360° orientation	314.45



Model 74
ASSE 1011



Model 76
ASSE 1052



Model 84
ASSE 1011



Model 86
ASSE 1052

MODEL	FEATURES	PRICE
74C, 74P	with straight nozzle and ASSE 1011 34HF vacuum breaker	306.80
84C, 84P	with angled nozzle and ASSE 1011 34HF vacuum breaker	278.95
76C, 76P	with straight nozzle and ASSE 1052 50HF backflow preventer	336.50
86C, 86P	with angled nozzle and ASSE 1052 50HF backflow preventer	310.10

OPTIONAL FINISH: Rough Brass (BR) Polished Brass (PB)



Model B74 or B75

ASSE 1011

Model B76 or B79

ASSE 1052



Mounting Bracket
Included

Model RB74 or RB75

ASSE 1011

Model RB76 or RB79

ASSE 1052



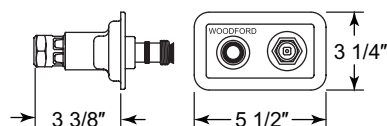
RECTANGULAR BOX	PRICE	ROUND BOX	PRICE	FEATURES
B74C or P	719.60	RB74C or P	748.80	with straight nozzle and ASSE 1011 34HF vacuum breaker
B75	702.05	RB75	731.25	with ASSE 1011 34HF vacuum breaker (360° Inlet orientation)
B76C or P	749.30	RB76C or P	778.50	with straight nozzle and ASSE 1052 50HF backflow preventer
B79	727.25	RB79	756.35	with ASSE 1052 50HF backflow preventer (360° Inlet orientation)

MOUNTING BRACKET INCLUDED

Order 74BX box assembly to convert to box type B74, B75, B76, B79 Add \$412.80 list each.

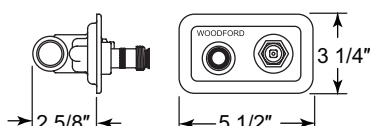
Order RB74BX box assembly to convert to box type RB74, RB75, RB76, RB79 Add \$442.00 list each.

Rough-In Dimensions



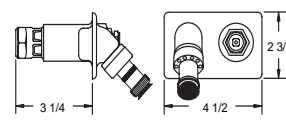
Model 74 & 76

C Inlet - 3/4" Female Copper Sweat
P Inlet - 3/4" FPT



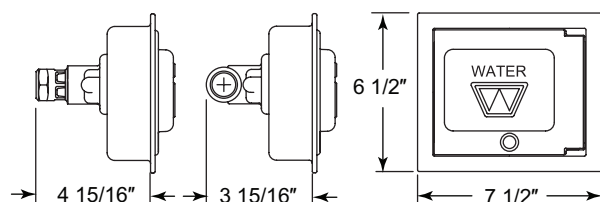
Model 75 & 79

3/4" FPT
360° Swivel Inlet



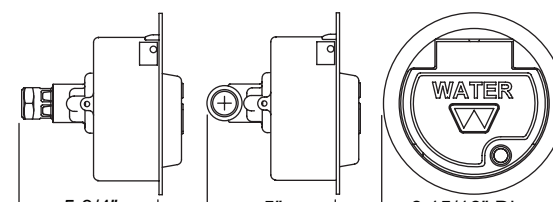
Model 84 & 86

C Inlet - 3/4" Female Copper Sweat
P Inlet - 3/4" FPT



B74 & B76

B75 & B79



RB74 & RB76

RB75 & RB79



V26 Vertical

The Model V26 is an anti-siphon, vacuum breaker protected wall faucet designed for irrigation purposes in mild climate areas. The Model V26 is designed to be mounted directly to a wall or column with a top mount inlet. Designed to blend with modern architecture for installation on or in service stations, custodial services, churches, motels, restaurants, etc.

SPECIFICATIONS:

VACUUM BREAKER - ANTI-SIPHON:

- NIDEL® Model 50HF with 3/4 inch male hose thread
- ASSE Standard 1052 approved
- IAPMO® listed



EPDM PACKING: Prevents leaking.

PACKING NUT: Adjustable brass nut with deep stem guard.

VALVE SEAT: Standard "O" size washer.

HANDLES: Furnished with tan plastic wheel handle and loose tee key.

INLET: 1/2 FPT.

MAX PRESSURE: 125 p.s.i.

MAX TEMPERATURE: 120° F

SHIPPING WEIGHT: (per unit): 1.4 lb

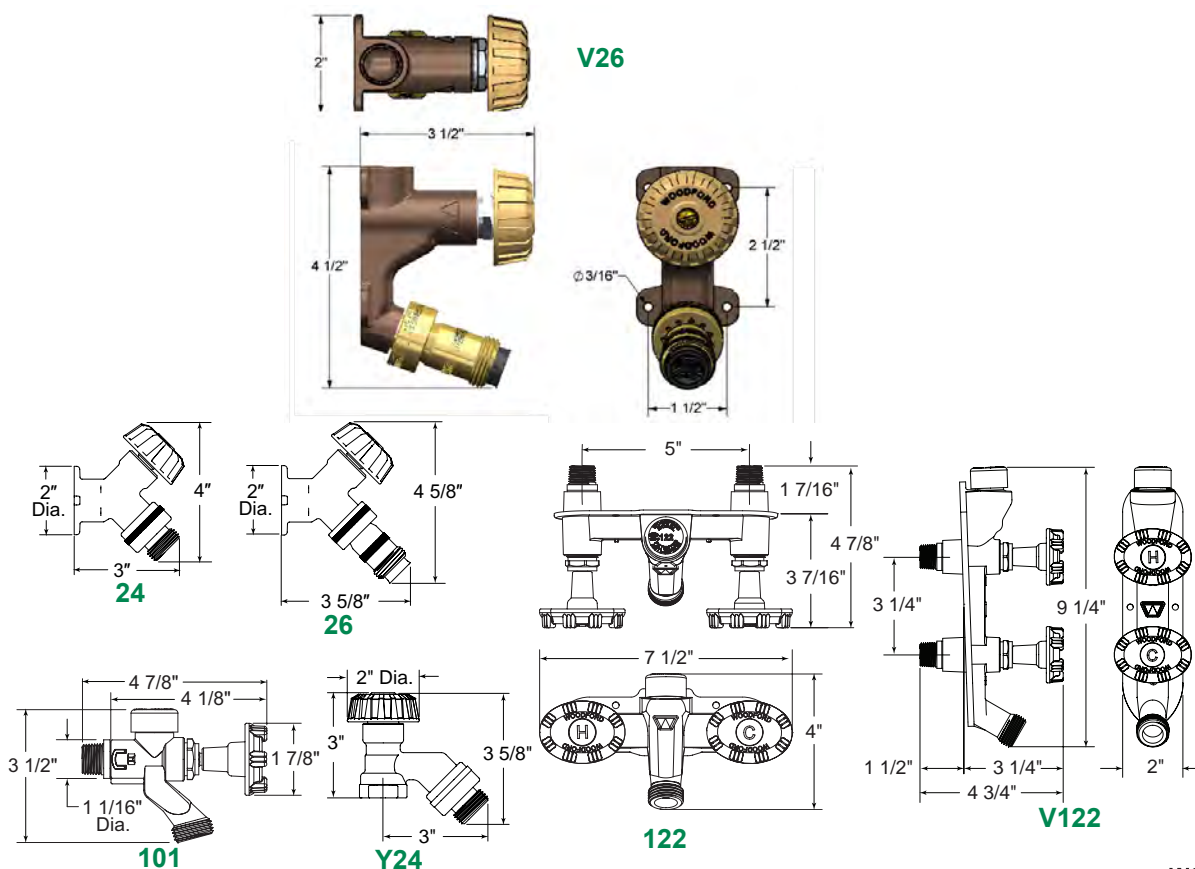
EXTERIOR FINISH: Rough Brass (BR) or Chrome (CH)



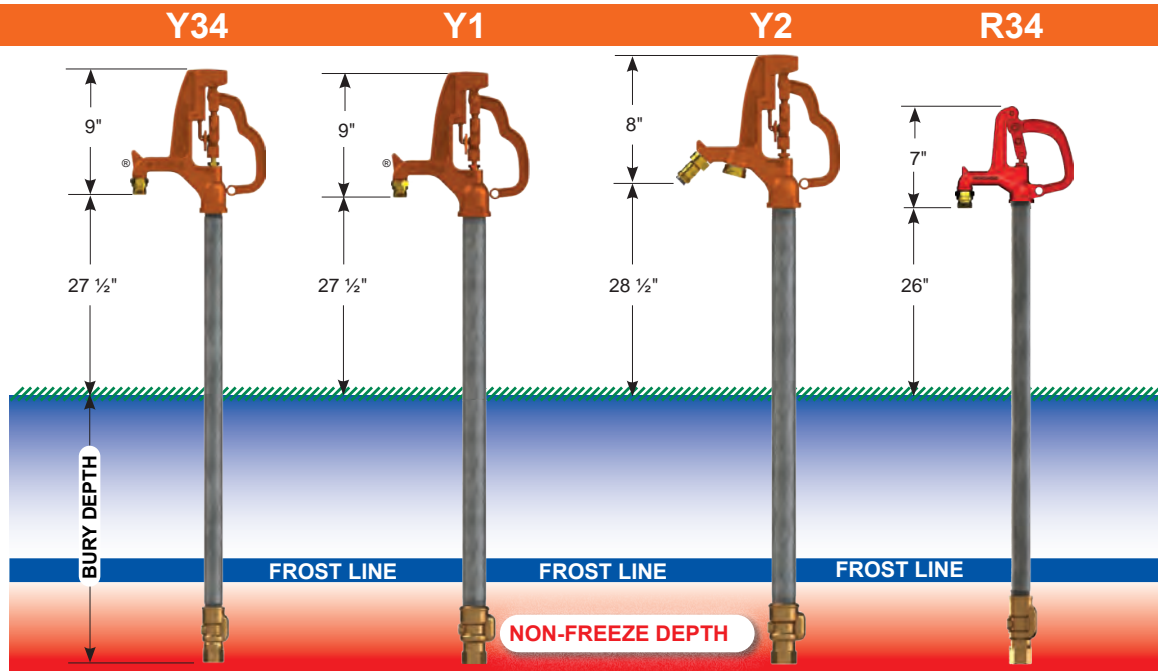
Chrome (CH)
Inlet Description
Top Inlet 1/2" FPT

MODEL	FEATURES	PRICE
V26-CH	Model V26 Chrome	148.75
V26-BR	Model V26 Brass	139.45

Mild Climate Series Rough-In Dimensions

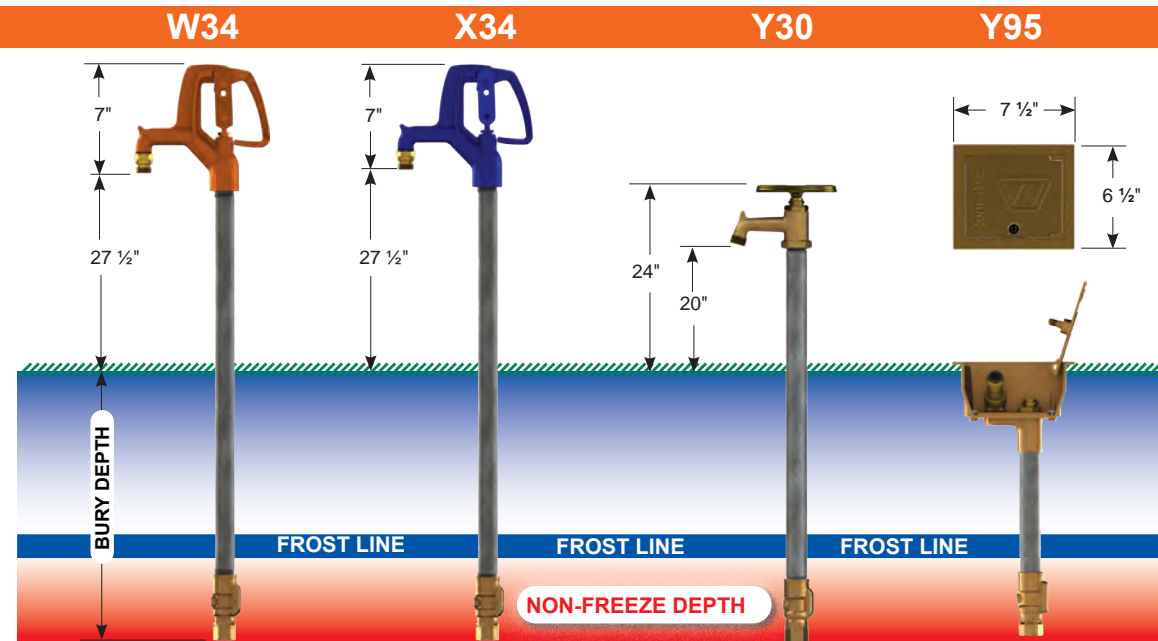


All Yard Hydrants include a 1/8" NPT drain hole in the valve body.



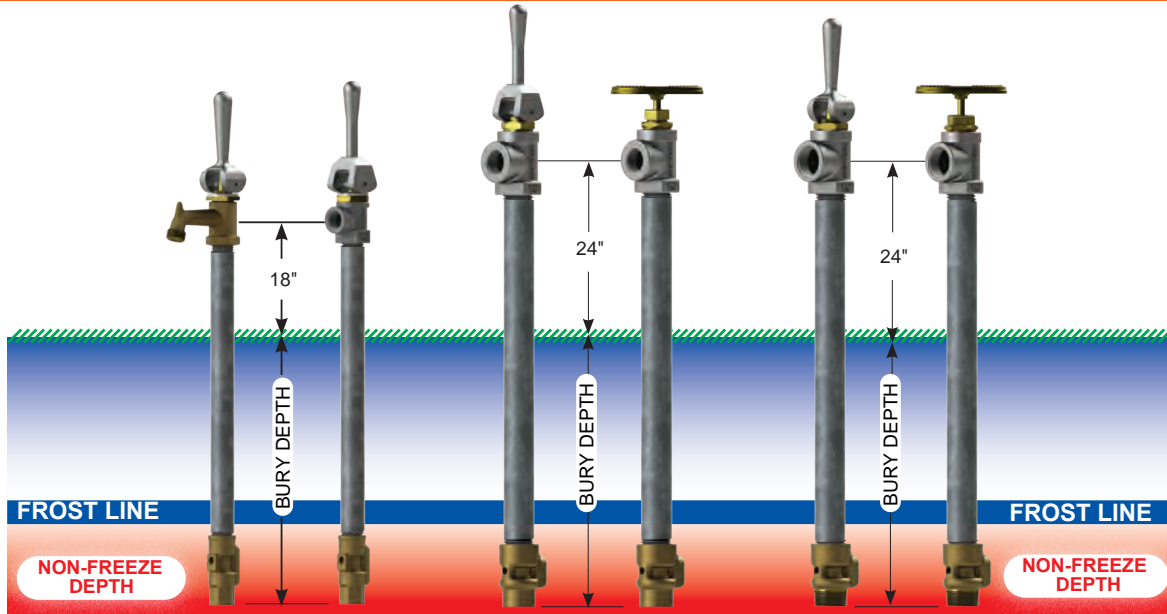
MODEL		BURY DEPTH									
3/4" INLETS		1'	2'	3'	4'	5'	6'	7'	8'	9'	10'
R34		125.75	138.55	151.35	164.15	176.95	189.75	202.55	N/A	N/A	N/A
W34	(5)	177.20	190.05	202.90	215.75	228.60	241.45	254.30	N/A	N/A	N/A
X34		147.30	160.30	173.30	186.30	199.30	212.30	225.30	N/A	N/A	N/A
Y30BR	(1)	310.25	323.20	336.15	349.10	362.05	375.00	387.95	N/A	N/A	N/A
Y30CH	(1)	375.85	388.80	401.75	414.70	427.65	440.60	453.55	N/A	N/A	N/A
Y34	(1,3,5)	214.15	227.40	240.65	253.90	267.15	280.40	293.65	306.90	320.15	333.40
Y34 Stainless Steel	(5)	248.25	295.60	342.95	390.30	437.65	485.00	532.35	579.70	627.05	674.40
Y95	(1,2,4,5)	794.45	808.00	821.55	835.10	848.65	862.20	875.75	N/A	N/A	N/A
1" INLETS											
Y1	(1,3)	295.10	308.95	322.80	336.65	350.50	364.35	378.20	392.05	405.90	419.75
Y2	(1,4)	361.15	379.45	397.75	416.05	434.35	452.65	470.95	N/A	N/A	N/A

- (1) Brass pipe casing and operating pipe available. Contact factory for pricing.
 - (2) Polished brass Suffix PB finish: call for pricing
 - (3) One Inch Hose Nozzle Suffix HN \$28.00
 - (4) Backflow Protected - ASSE 1052 Model 50HF Backflow Preventer
 - (5) Add -Suffix SS option for Stainless Steel*
- All Hydrants shipped with Head Cover - Add - Suffix BX for Box Add \$7.00
 ** 6' and longer must be shipped Freight/LTL



All Yard Hydrants include a 1/8" NPT drain hole in the valve body.

U34A U75M U100M U100W U125A U125W



MODEL		BURY DEPTH						
3/4" INLETS		1'	2'	3'	4'	5'	6'	7'
U34 Spout	(1)	330.25	344.30	358.35	372.40	386.45	400.50	414.55
U75 Tee	(1)	330.25	344.30	358.35	372.40	386.45	400.50	414.55
1" INLETS								
U100	(2)	402.25	425.05	447.85	470.65	493.45	516.25	539.05
1 1/4" INLETS								
U125	(2)	455.60	480.50	505.40	530.30	555.20	580.10	605.00
1 1/2" INLETS								
U150	(3)	1,036.75	1,061.65	1,086.55	1,111.45	1,136.35	1,161.25	1,186.15
2" INLETS								
U200	(3)	1,403.75	1,438.80	1,473.85	1,508.90	1,543.95	1,579.00	1,614.05

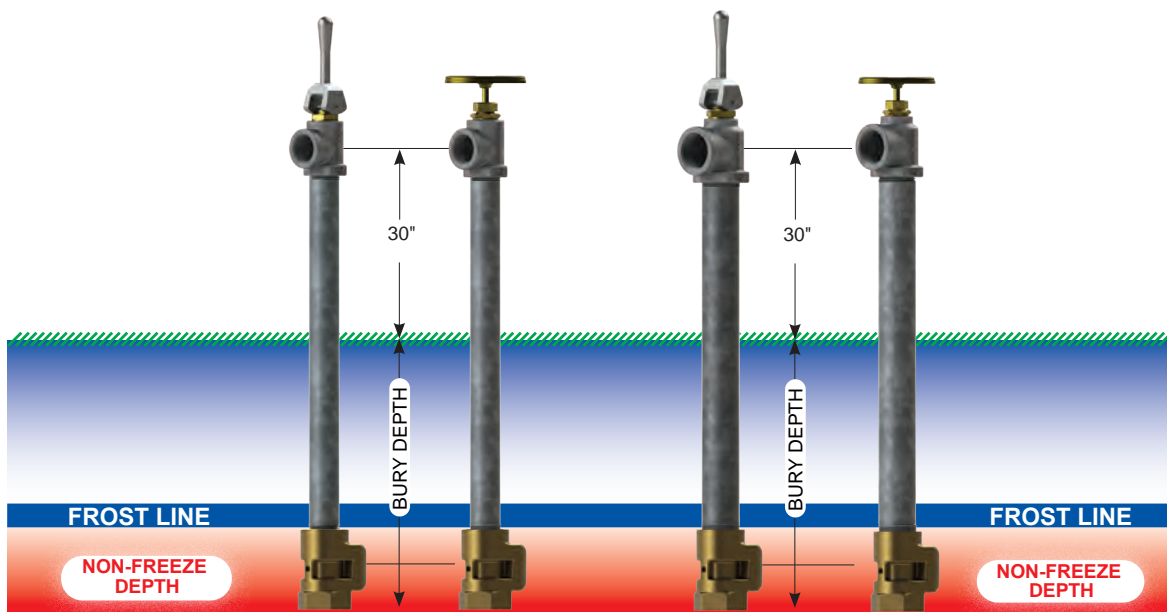
(1) Specify Suffix "A" (Automatic Close Handle), "M" (Manual Close Handle)

(2) Specify Suffix "A" (Automatic Close Handle), "M" (Manual Close Handle), "W" (Wheel Handle)

(3) Specify Suffix "M" (Manual Close Handle), "W" (Wheel Handle)

** 6' and longer must be shipped Freight/LTL

U150M U150W U200M U200W



Model S3 & S4H



Freezeless, Low Lead, Sanitary Yard Hydrants are designed to produce immediate water flow in sub-zero temperatures.

- Specify for use in public areas such as camp grounds and parks or any location where low lead hydrants are required
- Hydrants are completely sealed to prevent

ground water from entering the reservoir or service line

- Diverter spout allows independent water flow when hose is attached to backflow preventer
- The S4H meets ADA requirements for height and 5 lbs. maximum operating force
- ** 5' and longer must be shipped Freight/LTL

MODEL	BURY DEPTH						
	1'	2'	3'	4'	5'	6'	7'
S3/S4H	1,460.50	1,503.90	1,547.30	1,590.70	1,634.10	1,677.50	1,720.90

OPTIONAL: ASSE 1057 Approved Device - Single Check Vacuum Breaker (Suffix SC)

S3 - Manual Close - Backflow Protected

S4H - ADA Compliant - SELF CLOSING - Backflow Protected

See web site for verification sheet

Thermaline®



The Thermaline®, Low Lead, Sanitary Water Connector is a compact unit especially designed to provide water service to mobile homes in freezing conditions.

- Ideal wherever a freezeless sanitary tight line installation is needed, such as, waterers for livestock
- High strength plastic casing is insulated with permanently molded and bonded polyurethane foam

- 2 foot, 15 watt (110-120v) portable insert heater is standard on 2' - 6' hydrants
- 4 foot, 30 watt (120v) portable insert heater is optional on 6' hydrants and standard on 7' and longer hydrants
- Costs about a penny a day to operate even at 50° below zero
- Wheel handle at surface level shuts off water below the frost line when hydrant is not in use

MODEL	BURY DEPTH						
	1'	2'	3'	4'	5'	6'	7'
THERMALINE	379.55	402.75	425.95	449.15	472.35	495.55	574.75

Brass pipe casing and operating pipe available. Contact factory for pricing.

Available without heating element (Suffix NE) - Optional 6' Thermaline® with 4' Heater Add \$56.00

H34



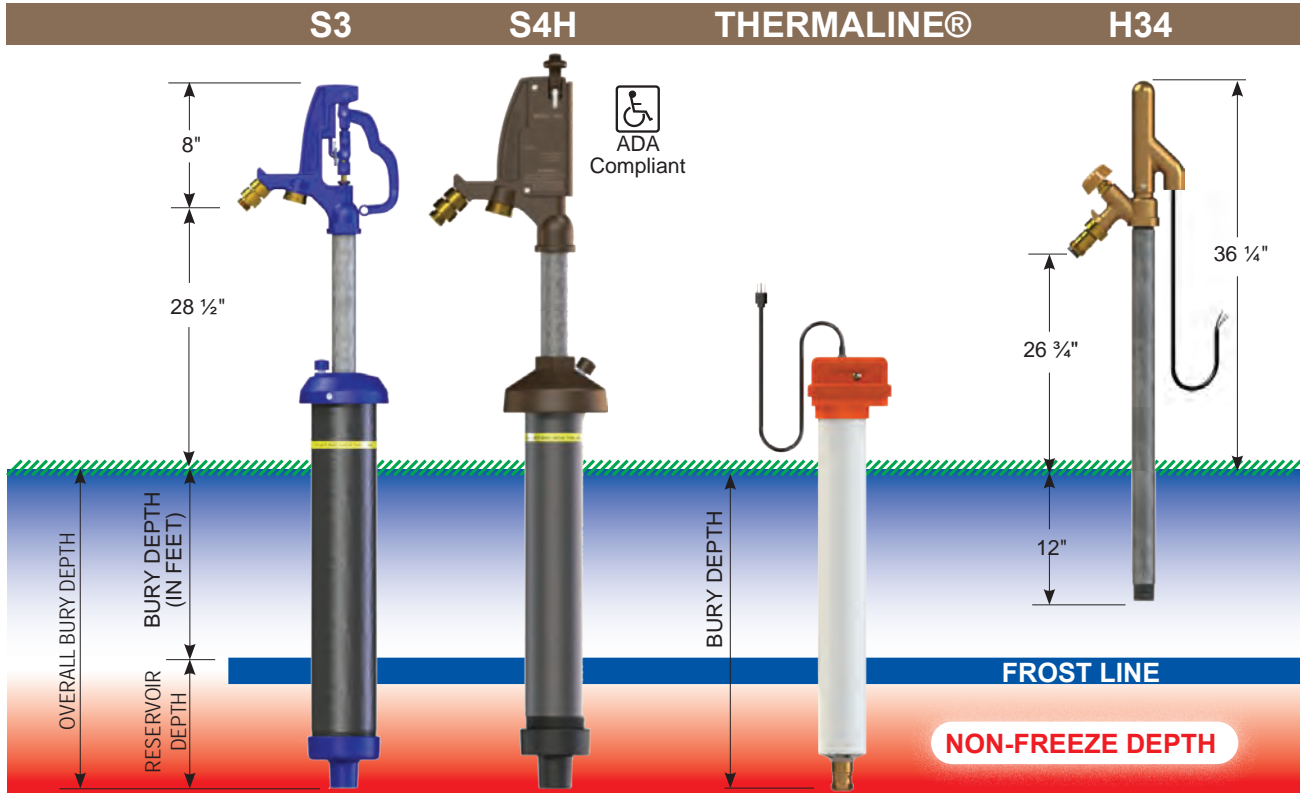
The Model H34, Low Lead, Sanitary is a non-draining hydrant that features a thermostatically controlled heating element that prevents water in the hydrant from freezing even at temperatures down to 20 degrees below zero.

- One foot bury depth closed system design

MODEL		PRICE
H34	3' long cord standard	580.15
H34-C12	Includes 12' cord	595.70
H34-C25	Includes 25' cord	611.15

One Length Required. 1" MPT Male Thread Inlet

*Call for 25' cord lead time



Hose Connection Nidel® Vacuum Breakers & Backflow Preventers



Single Check ASSE 1011

Double Check ASSE 1052

ADD-ON DEVICES					
FINISH	34H	34HD	37HD1	37HD2	50H
BRASS (BR)	23.20	33.95	91.35	123.55	36.35
CHROME (CH)	30.55	41.55	104.25	136.45	43.05



Single Check ASSE 1011

Double Check ASSE 1052

INTEGRAL DEVICES					
FINISH	34HA	34HF	*34HW	**37HA	37HF
BRASS (BR)	30.90	32.00	66.00	46.30	86.50
CHROME (CH)	38.25	39.35	72.65	58.90	99.10

34HA standard on Model 25 & 65; 34HF standard on Model 24, 43, 44, 45, 46, 74, 75, 84
50HA standard on Model 67; 50HF standard on Model 76, 79, 86

* 55180 Nozzle Required;

** Converts Model 65 to Model 67

Double Check ASSE 1052

INTEGRAL DEVICES		
FINISH	*50HA	50HF
BRASS (BR)	35.70	37.20
CHROME (CH)	42.40	43.90

50HA replaces VB222 and is standard on

Model C22, B22, 27, 30 & 67


50HF standard on Model 26, Y2, H34, B26, Y95

* Converts Model 65 to Model 67



*Patented High Flow Double Check Model 50 Backflow Preventer

The first ASSE 1052 Approved automatic draining high flow double check backflow preventer. When a hose is removed from a Model 50 equipped wall faucet or yard hydrant, two linked but independent checks move as one to open a path through the valve allowing water to drain completely and prevent freezing.



Repair Kits

RK-14/17MH \$5.45


METAL WHEEL
HANDLE
8 SPLINES



- 30096 Wheel Handle-Metal
- 30002 Handle Screw

RK-25/27H \$5.30

MODEL 25 & 27
WHEEL HANDLE
5/16 SQUARE SHANK



- 30239 Wheel Handle
- 30234 Handle Screw

RK-19VB \$2.85

MODEL 19
VACUUM
BREAKER
FLOAT KIT



RK-Bracket \$21.70

MOUNTING
BRACKET
FOR BOX TYPE
HYDRANTS



RK-17VB \$2.85

MODEL 17
VACUUM BREAKER
FLOAT KIT



RK-122VB \$2.95

MODEL 122 &
V122
VACUUM
BREAKER
FLOAT KIT



RK-101VB \$2.45

MODEL 101
VACUUM BREAKER
FLOAT KIT



RK-22VB \$2.95

MODEL 22 & V22
VACUUM BREAKER
FLOAT KIT

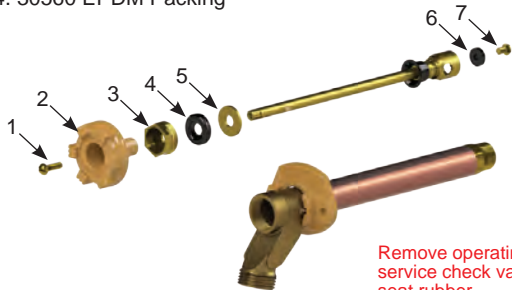


RK-14MH

MODEL 14/18
METAL HANDLE

\$19.50

1. 30002 Handle Screw
2. 30096 Wheel Handle (Metal)
3. 30059 Packing Nut
4. 30560 EPDM Packing
5. 30006 Packing Support Washer
6. 30008 Valve Seat Rubber
7. 30009 Retainer Screw



Remove operating rod to service check valve or valve seat rubber.
Operating Rod Not Included

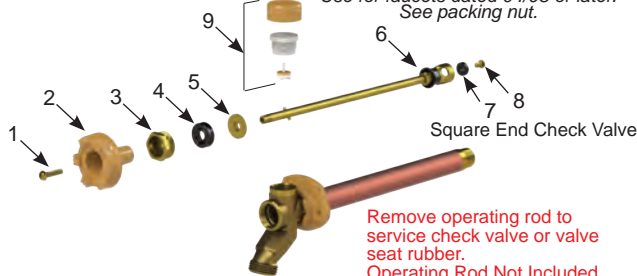
RK-17MH

MODEL 17
METAL HANDLE

\$28.50

1. 30002 Handle Screw
2. 30096 Handle (Metal)
3. 30059 Packing Nut
4. 30560 EPDM Packing
5. 30421 Packing Washer
6. 30418 Check Valve
7. 30008 Valve Seat Rubber
8. 30009 Retainer Screw
9. RK-17VB Float Kit
10. 30459 Bevel Check Valve

Use for faucets dated 04/98 or later.
See packing nut.



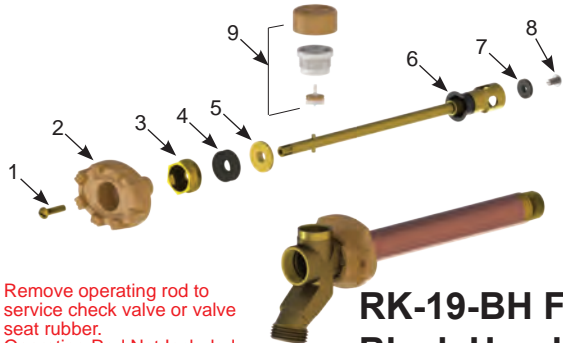
Remove operating rod to service check valve or valve seat rubber.
Operating Rod Not Included

RK-19

MODEL 19

\$26.60

1. 30002 Handle Screw
2. 30559 Oval, Die Cast Aluminum Wheel Handle
3. 30059 Packing Nut
4. 30560 EPDM Packing
5. 30421 Packing Support Washer
6. 30459 Check Valve
7. 30008 Valve Seat Rubber
8. 30804 Retainer Screw
9. RK-19VB Float Kit



Remove operating rod to service check valve or valve seat rubber.
Operating Rod Not Included

RK-19-BH For Black Handle

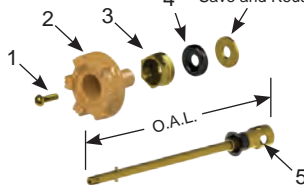
RK-PRV

PRESSURE RELIEF VALVE
UPGRADE KIT FOR MODEL 14 & 17

1. 30002 Handle Screw
2. 30096 Round Metal Handle
3. 30059 Packing Nut
4. 30560 EPDM Packing
5. Valve Stem Assembly (See Chart)

Packing may be installed in any direction

Washer Not Included. Save and Reuse.



RK-PRV-*		
Wall Thickness	Overall Length	PRICE
RK-PRV-4	5 7/8"	37.25
RK-PRV-6	7 7/8"	39.35
RK-PRV-8	9 7/8"	41.60
RK-PRV-10	11 7/8"	43.75
RK-PRV-12	13 7/8"	45.95
RK-PRV-14	15 7/8"	48.15
RK-PRV-16	17 7/8"	50.35
RK-PRV-18	19 7/8"	52.40
RK-PRV-20	21 7/8"	54.60
RK-PRV-22	23 7/8"	56.85
RK-PRV-24	25 7/8"	58.95

* Insert wall thickness.
Example for 10" wall thickness:
RK-PRV-10

RK-25

MODEL 20/21


\$45.55

1. 30234 Handle Screw
2. 30239 Wheel Handle
3. 30241 Head Nut
4. 30236 Drain Guard
5. 30245 Headnut Gasket
6. 30238 Stem Screw
7. 35280 Drain Valve Assembly
8. 30230 Plunger Assembly

RK-27

MODEL 25/27 includes
50HA-BR no backspray

\$79.45




Operating Rod Not Included

RK-30

MODEL 30

\$32.50

1. 30002 Handle Screw
2. 30559 Oval, Die Cast Aluminum Wheel Handle
3. 30059 Packing Nut
4. 30264 Stem Screw
5. 30105 Packing Washer
6. 35281 Drain Valve Assembly
7. 30260 Plunger Assembly



Operating Rod Not Included

RK-ADJ-PRV

ADJUSTABLE OPERATING ROD
MODEL 14, 16, 17, 19, 22, V22

\$40.55

1. 35124 Inlet Stem
2. 35123 Middle Stem
3. 35122 Handle Stem
4. 30508 Stem Stop
5. Stainless Steel Clips (2)
6. 30560 EPDM Packing
7. 30059 Packing Nut
8. 30096 Round Metal Wheel Handle
9. 30002 Handle Screw



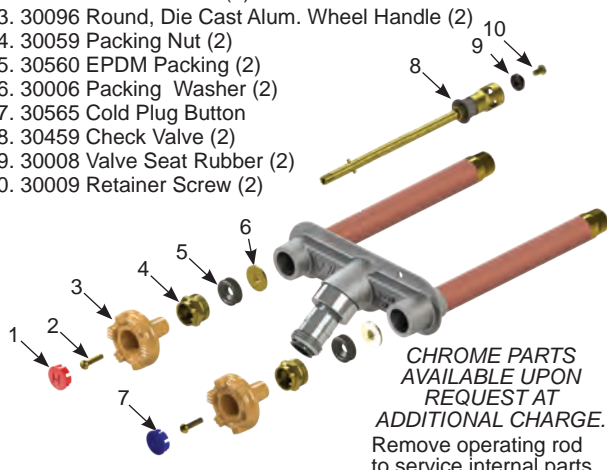
- Adjustable Operating Rod assemblies for 4" to 14" model lengths in 2" increments.
- Includes the patented, resetting Pressure Relief Valve (PRV) upgrade.
- Complete instructions are provided with each RK-ADJ-PRV.



RK-22MH MODEL 22/V22 HOT AND COLD METAL HANDLE \$47.45

- 30566 Hot Plug Button
- 30002 Handle Screw (2)
- 30096 Round, Die Cast Alum. Wheel Handle (2)
- 30059 Packing Nut (2)
- 30560 EPDM Packing (2)
- 30006 Packing Washer (2)
- 30565 Cold Plug Button
- 30459 Check Valve (2)
- 30008 Valve Seat Rubber (2)
- 30009 Retainer Screw (2)

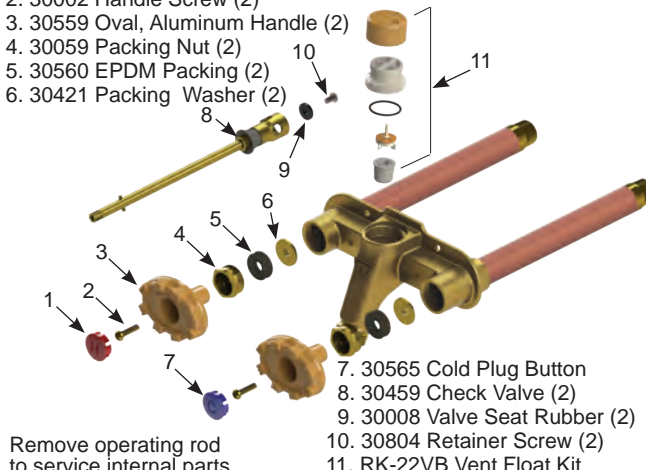
Operating Rod Not Included



RK-22PRV MODEL 22/V22 HOT AND COLD 2008 Vent Float Design \$53.45


- 30566 Hot Plug Button
- 30002 Handle Screw (2)
- 30559 Oval, Aluminum Handle (2)
- 30059 Packing Nut (2)
- 30560 EPDM Packing (2)
- 30421 Packing Washer (2)
- 30565 Cold Plug Button
- 30459 Check Valve (2)
- 30008 Valve Seat Rubber (2)
- 30804 Retainer Screw (2)
- RK-22VB Vent Float Kit

Operating Rod Not Included



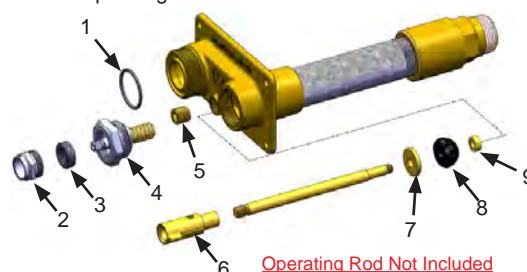
RK-101 MODEL 101 \$29.65

- 30002 Handle Screw
- 30096 Round, Die Cast Alum. Wheel Handle
- 30570 Packing Nut - Model 101
- 30247 EPDM Packing
- 30105 Packing Support Washer
- 30824 Anti-Turbulence Sleeve
- 30459 Check Valve
- 30008 Valve Seat Rubber
- 30009 Retainer Screw
- RK-101VB Vacuum Breaker Float Kit



RK-32 MODEL 32 SPRINKLER SUPPLY \$71.35

- 50611 AS-124 O-ring
- 30107 Packing Nut-brass
- 30247 EPDM Packing
- 55176 Head Nut Assembly
- 50035 1/4" Pipe Plug
- 51014 Yoke Nut
- 50027 Plain Washer
- 51013 Ball Valve Rubber
- 50028 Round Brass Nut



RK-122 MODEL 122 & V122 \$61.00

- 30566 Plug Button-H-Red
- 30565 Plug Button-C-Blue
- 30002 Handle Screw (2)
- 30559 Oval, Die Cast Alum. Wheel Handle (2)
- 30570 Packing Nut - Model 101 (2)
- 30247 EPDM Packing (2)
- 30105 Packing Support Washer (2)
- 30824 Anti-Turbulence Sleeve (2)
- 30459 Check Valve (2)
- 30008 Valve Seat Rubber (2)
- 30009 Retainer Screw (2)
- RK-122VB Vacuum Breaker Float Kit


Stem Screw Not Included



RK-OSF MODEL 14, 16, 17, 19, 101 Over Sized Flange \$3.80

- 30091 Oversized Flange - Top
- 30092 Over Sized Flange - Bottom
- 30234 Mounting Screw (2)

Fits behind an existing Woodford Faucet flange to secure a loose fitting faucet or cover a larger opening in the wall.

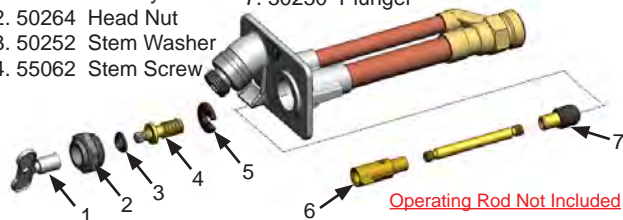


RK-65 MODEL 60 / 65 / 67 / 68 \$69.55

RK-65-BR

- 50009 Tee key
- 50264 Head Nut
- 50252 Stem Washer
- 55062 Stem Screw

- CHROME**
- 50251 "C" Washer
 - 51014 Yoke Nut
 - 50250 Plunger



RK-68DR MODEL 68 DOOR \$70.90

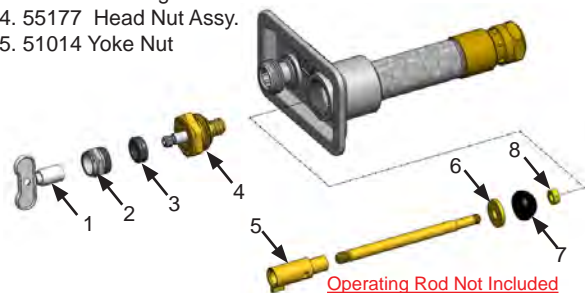
- CHROME**
- 30139 Tee Key Lock
 - 30156 Tee Key Lock Disc Spring
 - 30140 Tee Key Lock Well
 - 30143 Cam Lock
 - 30150 Cam Screw
 - 30155 Hex Nut
 - 50280 SS Head Cover
 - 50041 Headless Shoulder Bolt (2)



RK-70 MODEL 70 & 72 \$76.85

WALL HYDRANT-CHROME Obsolete Models 7/8/80/85/90/95


- 50009 Tee key
- 30109 Packing Nut
- 30247 Packing
- 55177 Head Nut Assy.
- 51014 Yoke Nut
- 50027 Support Washer
- 51013 Ball Valve Rubber
- 50028 Round Brass Nut



RK-75 MODEL 75/B75/79/B79 \$63.50

CLOSE COUPLED WALL HYDRANT CHROME

- 50009 Tee key
- 30109 Packing Nut
- 30247 Packing
- 55183 Head Nut Assy. (1 29/32" O.A.L.)
- 55105 Yoke Nut/Valve Assy.



RK-HC MODEL HC/HCB \$115.25

HOT & COLD WALL HYDRANT

- 51092 O-Ring AS-110
- 51093 O-Ring AS-023
- 50529 Packing Support Washer
- 50502 Gasket (2)
- 55079 Shuttle Housing Assy. (2)



DOOR ASSEMBLY REPAIR KITS

RK-65DR*	B65 Flat Door-Chrome	182.15
RK-65DR-BR*	B65 Flat Door-Brass	145.70
RK-67DR*	B67 Bubble Door-Chrome	145.70
RK-67DR-BR*	B67 Bubble Door-Brass	145.70
RK-24DR	B24 Flat Door-Chrome	246.60
RK-24DR-BR	B24 Flat Door-Brass	246.60
RK-26DR	B26 Bubble Door-Chrome	290.10
RK-26DR-BR	B26 Bubble Door-Brass	290.10

All door assemblies include:

(1) Door, (1) E Ring, (1) Door Lock Screw, (2) Hinge Pins

MODULAR DOOR & FASCIA ASSEMBLIES

RK-30MBDR*	MB30 Composite	67.95
RK-24MBDR*	MB24 Stainless Steel	177.85

All modular door assemblies include: (1) Door, (1) Fascia, (1) Hinge Rod, (2) Hinge Screws, (2) Hinge Washers, (1) Spring

*Optional: Key (K) Cylinder Lock (Add \$37.15 to List)

Note: Original unit must have -K on B65/B67

RK-24 MODEL 21/24/B24/26/B26/Y24/ \$31.90

Y26/V26/40 CHROME



- 30121 Handle Screw
- 30120 Wheel Handle
- 30109 Packing Nut
- 30247 EPDM Packing
- 30105 Packing Washer
- 30104 Operating Screw
- 30008 Valve Seat Rubber
- 30009 Retainer Screw

RK-71 MODEL 71/74/76/81/84/86 \$68.45

B71/B74/B76 CLOSE COUPLED WALL HYDRANT CHROME

- 50009 Tee key
- 30109 Packing Nut
- 30247 Packing
- 55177 Head Nut Assy. (2 1/4" O.A.L.)
- 55105 Yoke Nut/Valve Assy.



RK-40HT MODEL 40HT HALF TURN \$6.35

- 30247 Packing
- 30105 Packing Washer
- 30008 Valve Seat Washer
- 30009 Seat Rubber Screw

Stem Screw Not Included

RK-40SC MODEL 40SC SELF CLOSE \$5.30

- 30523 Head Nut Gasket
- 30520 O-Ring (2)
- 30526 Retaining Pin
- 30008 Valve Seat Rubber
- 30009 Seat Rubber Screw

Stem Screw Not Included



Y34 & Y1 HEAD ASSEMBLY

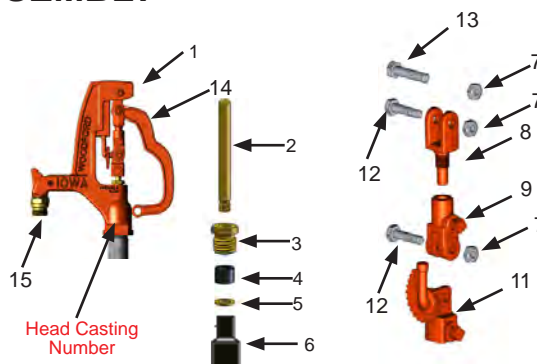
\$151.65

RK-Y34HA

1. 15004 Y34 Head
2. 10104 Rod Stem
3. 10100 Packing Nut
4. 10101 Packing
5. 10102 Support Washer
6. 10011 Reducing Coupling
7. 10206 Hex Nut (3)
8. 10009 Upper Link

9. 15007 Lower Link (Includes Item 11)
10. 10019 Set Screw (2)
11. 15008 Cam & Clevis Assembly
12. 10020 Link Bolt (2)
13. 10021 Lever Bolt
14. 10008 Lever
15. 10004 3/4" Brass Hose Nozzle

Head Casting #106



RK-Y1HA

1. 15002 Y1 Head
2. 10100 Packing Nut
3. 10101 Packing
4. 10102 Packing Support Washer
5. 10104 Brass Rod Stem
6. 10011 Reducing Coupling
7. 10206 Hex Nut (3)
8. 10009 Upper Link

9. 15007 Lower Link (Includes Item 11)
10. 10019 Set Screw (2)
11. 15008 Cam & Clevis Assembly
12. 10020 Link Bolt (2)
13. 10021 Lever Bolt
14. 10008 Lever
15. 10007 1" Brass Hose Nozzle

Head Casting #105

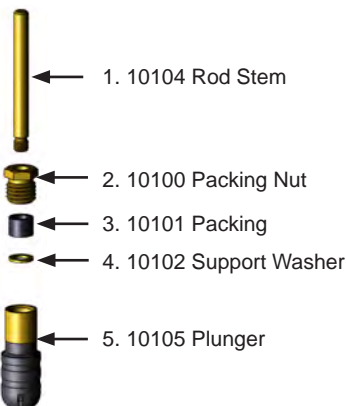
\$184.25

RK-Y34

MODEL Y34 YARD HYDRANT

Head Casting #106

\$25.15



RK-Y1

MODEL Y1, Y2, S3, YARD HYDRANT

RHY1. RHY2 ROOF HYDRANT

Y1 Head Casting #105

\$28.60



RK-YHL

MODEL Y1/Y2/Y34 YARD HYDRANT LINKS

\$39.30

1. 10206 Hex Nut (3)
2. 10009 Upper Link (orange)
3. 15007 Lower Link Assy. (orange)
4. 15008 Cam & Clevis Assy. (orange)
5. 10020 Link Bolt (2)
6. 10021 Lever Bolt

RK-SHL

MODEL S3 SANITARY YARD HYDRANT LINKS

\$40.55

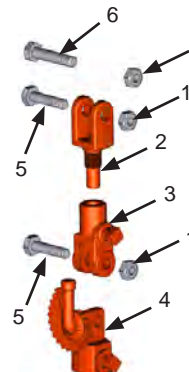
1. 10206 Hex Nut (3)
2. 10444 Upper Link (blue)
3. 15211 Lower Link Assy. (blue)
4. 15241 Cam & Clevis Assy. (blue)
5. 10020 Link Bolt (2)
6. 10021 Lever Bolt

RK-RHL

MODEL RHY1/RHY2 ROOF HYDRANT LINKS

\$39.30

1. 10206 Hex Nut (3)
2. 10614 Upper Link (bronze)
3. 15242 Lower Link Assy. (bronze)
4. 15243 Cam & Clevis Assy. (bronze)
5. 10020 Link Bolt (2)
6. 10021 Lever Bolt



RK-W34

W34 YARD HYDRANT (ORANGE HEAD)

\$41.60

RK-X34

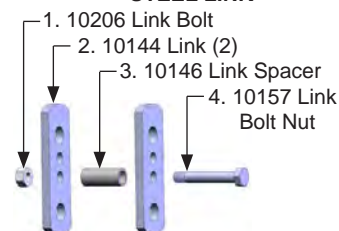
X34 YARD HYDRANT (BLUE HEAD)

\$41.60

1. 15050 Pivot Assembly
2. 10104 Rod Stem
3. 10100 Packing Nut
4. 10101 Packing
5. 10102 Support Washer
6. 10105 Plunger (W34)
6. 10108 Plunger (X34)



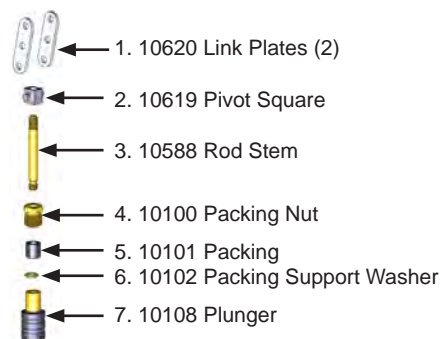
RK-WXL \$12.70 MODEL W34/X34 STEEL LINK



RK-R34

R34 YARD HYDRANT

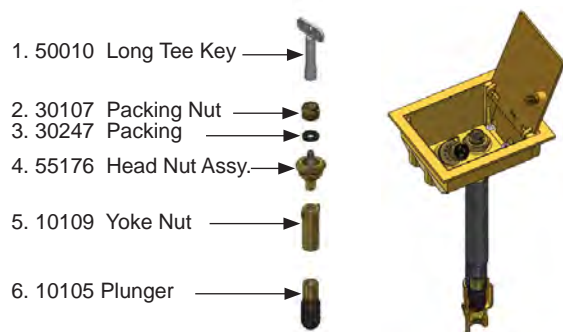
\$36.50



OTHER YARD HYDRANT
FULL HEAD ASSEMBLIES

RK-X34HA	\$124.35
RK-W34HA	\$134.80
RK-R34HA	\$74.05


RK-Y95 MODEL Y70/Y95 BOX TYPE YARD HYDRANT **\$76.90**



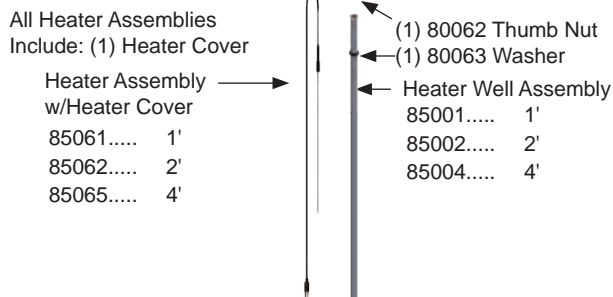
RK-Y30 MODEL Y30 POST TYPE YARD HYDRANT **\$83.70**



RK-THERM THERMALINE HEATED, INSULATED SANITARY YARD HYDRANT **\$101.40**



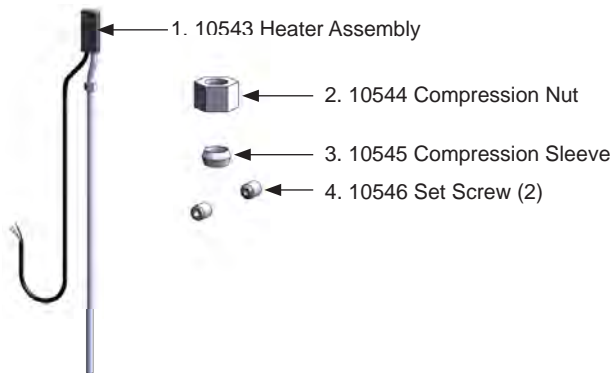
RK-TL-1H THERMALINE HEATER & HEATER WELL **\$72.50**
RK-TL-2H **\$73.20**
RK-TL-4H **\$126.50**




RK-H34 MODEL H34 HEATED, BACKFLOW PROTECTED SANITARY YARD HYDRANT **\$28.20**



RK-HTR H34 HEATER ASSEMBLY **\$182.40**

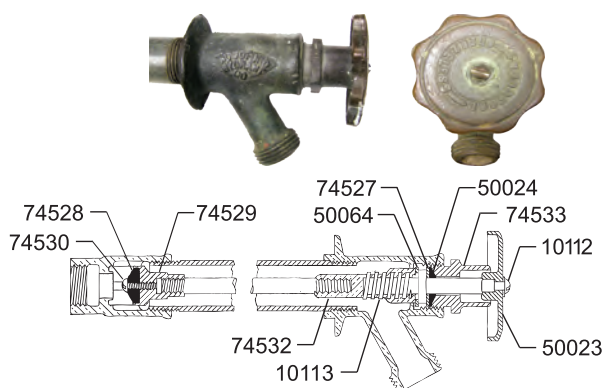


RK-SRH MODEL SRH SANITARY ROOF HYDRANT **\$29.55**



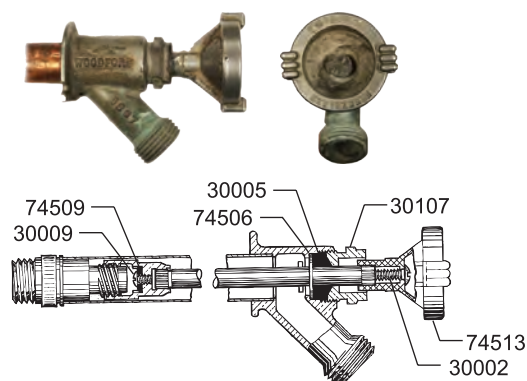
RK-RHMC MODEL RHMC ROOF HYDRANT MILD CLIMATE **\$29.50**





MODEL 10		
PART #	DESCRIPTION	PRICE
10112	Handle Screw	1.30
10113	Stem Screw	46.55
50023	Wheel Handle	3.40
50024	Packing	3.40
50064	Support Washer	2.35
74506	Packing Support Washer	1.25
74528	Valve Seat Rubber	1.15
74529	Retainer	29.35
74530	Retainer Screw	1.30
74532	Yoke Nut	17.10
74533	Packing Nut	5.55
74541	Valve Stem Assy. 4" WT-6 3/4 OAL	54.65
74542	Valve Stem Assy. 6" WT-8 3/4 OAL	57.70
74543	Valve Stem Assy. 8" WT-10 3/4 OAL	60.80
74544	Valve Stem Assy. 10" WT-12 3/4 OAL	64.10
74545	Valve Stem Assy. 12" WT-14 3/4 OAL	67.20
74546	Valve Stem Assy. 14" WT-16 3/4 OAL	70.45
74547	Valve Stem Assy. 18" WT-20 3/4 OAL	76.90
74548	Valve Stem Assy. 24" WT-26 3/4 OAL	86.20

WT = Wall Thickness, OAL = Overall Length
(5/16" Diameter Valve Stem Rod)



MODEL 12		
PART #	DESCRIPTION	PRICE
30002	Handle Screw	1.30
30005	Packing	3.55
30009	Retaining Screw	1.30
30107	Packing Nut, Brass	6.75
74506	Packing Support Washer	1.25
74509	Valve Seat Rubber	2.35
74513	Wheel Handle	16.00
74517	Rod Assembly 6" WT - 8 1/8 OAL	46.50
74518	Rod Assembly 8" WT - 10 1/8 OAL	49.55
74519	Rod Assembly 10" WT - 12 1/8 OAL	53.00
74520	Rod Assembly 12" WT - 14 1/8 OAL	55.95
74521	Rod Assembly 14" WT - 16 1/8 OAL	59.10
74522	Rod Assembly 18" WT - 20 1/8 OAL	65.55
74531	Rod Assembly 24" WT - 26 1/8 OAL	75.15

WT = Wall Thickness, OAL = Overall Length
(3/8" Diameter Rod - 16 Splines)



Order Repair Kit RK-70 for the
Model 7, 8, 80, 85, 90 and 95 sold on page 22.



MODEL 7		
PART #	DESCRIPTION	PRICE
50078	Head (Chrome)	46.95

MODEL 8		
PART #	DESCRIPTION	PRICE
50078	Head (Chrome)	46.95
50079	Head (brass)	46.95

MODELS 77 & 78


All parts available except deep box castings - Parts same as Y70 Hydrant or Model 70 and 80.



Model 80
Woodford Freezeless



Model 85
Woodford Freezeless
Anti-Contamination
34HW Vacuum Breaker
(55180 Nozzle Required)



Model 90
Woodford Freezeless



Model 95
Woodford Freezeless
Anti-Contamination
34HW Vacuum Breaker
(55180 Nozzle Required)

PART	DESCRIPTION	WHERE USED	PRICE	PART	DESCRIPTION	WHERE USED	PRICE
10004	Hose Nozzle, ¾"	Y34, Y1, W34, X34, R34	7.95	30512	Packing Nut w/Stem Gd.	14, 17	6.70
10007	Hose Nozzle, 1"	Y34, Y1, W34, X34, R34	30.20	30559	Oval Handle	19	4.75
10008	Lever	Y34, Y1, Y2	20.30	30560	EPDM Packing	14, 17, 19, 22, V22	4.25
10009	Link, Upper	Y34, Y1, Y2	8.40	30565	C - Plug Button-large	29	1.55
10011	Coupling	Y34, Y1, Y2, W34	8.20	30566	H - Plug Button-large	29	1.55
10018	Valve Body	W34, X34, Y30, Y34, Y70, Y95	38.20	35280	Drain Valve Assembly	20, 25, 27	5.20
10020	Bolt	Y34, Y1, Y2	2.05	35504	Repl. Assy. 4" Wall	20, 25, 27	51.85
10021	Bolt	Y34, Y1, Y2	2.05	35506	Repl. Assy. 6" Wall	20, 25, 27	52.50
10100	Packing Nut	Y34, Y1, Y2, W34	4.60	35508	Repl. Assy. 8" Wall	20, 25, 27	53.80
10101	Packing	Y34, Y1, Y2, W34	2.75	35510	Repl. Assy. 10" Wall	20, 25, 27	54.70
10102	Washer	Y34, Y1, Y2, W34	2.65	35512	Repl. Assy. 12" Wall	20, 25, 27	55.65
10103	Rod Stem	Y34, Y1	4.40	35720	Rod Assy. 4" Wall	14,17,22,V22 (6" OAL w/ check)	12.75
10104	Rod Stem	Y34, Y1, Y2, W34	3.40	35721	Rod Assy. 6" Wall	14,17,22,V22 (8" OAL w/ check)	13.55
10105	Plunger	Y30, Y34, Y70, Y95, W34	13.05	35722	Rod Assy. 8" Wall	14,17,22,V22 (10" OAL w/ chk)	14.75
10106	Plunger	Y1, Y2	16.70	35723	Rod Assy. 10" Wall	14,17,22,V22 (12" OAL w/ chk)	15.70
10107	Plunger, 7/16-20 Thread	X34 - Yellow Head	11.25	35724	Rod Assy. 12" Wall	14,17,22,V22 (14" OAL w/ chk)	16.50
10108	Plunger, 3/8-16 Thread	X34 - blue head, R34	12.15	35725	Rod Assy. 14" Wall	14,17,22,V22 (16" OAL w/ chk)	17.60
10109	Yoke Nut	Y30, Y70, Y95	16.05	50009	Tee Key, Short - 1 3/4"	5/16" Square Stem	3.55
10206	Hex Nut	Y34, Y1, W34, X34	1.85	50010	Tee Key, Long - 3 1/4"	5/16" Square Stem	5.50
10630	Metal Oval Whl. Hdl.	RHMC, Y30	12.65	50012	Tee Key, Long - 3 1/4"	8 Pt. Splines-14,16,17,19,22,V22	5.50
10633	Metal Oval Whl. Hdl.	Wheel Handle Utility Hydrants	13.55	50023	Wheel Handle	Y30	3.40
15001	Head Assembly Page 23	Y1	RK-Y1HA	50024	Packing	All WH, Y70, Y95, Y30	3.40
15002	Head & Nozzle	Y1	89.25	50027	Washer	32, 70	4.55
15003	Head Assembly Page 23	Y34	RK-Y34HA	50028	Nut	32, 70	1.45
15004	Head & Nozzle	Y34	75.60	50040	Door Hinge Pin	All Wall Hydrant Boxes	1.90
15007	Link, Lower	Y34, Y1	7.20	50250	Plunger	All Auto Drain Hydrants	12.50
15008	Cam & Clevis Assy	Y34, Y1	14.05	50251	"C" Washer	All Auto Drain Hydrants	4.20
15009	Clevis & Set Screw	Y34, Y1	10.00	50252	Stem Washer	All Auto Drain Hydrants	2.65
15021	Head & Nozzle	X34	69.05	50264	Head Nut, Chrome	All Auto Drain Hydrants	17.25
15037	Head Assembly	X34	RK-X34HA	50502	Gasket (2 Req)	HC Series	4.10
15039	Head Assy., Complete	W34	RK-W34HA	51013	Valve Rubber	70, 72	5.80
15040	Head & Nozzle	W34	70.60	51014	Yoke Nut	All Freezeless WH	11.90
15050	Pivot Assembly	W34, X34	9.30	51117	Door Lock Screw Ch	All Wall Hydrant Boxes	12.55
15220	Diverter	S3, S4H	33.95	51120	Door Lock Screw E-Ring	All Wall Hydrant Boxes	2.80
15238	Diverter	Y2	33.95	55062	Stem Screw	All Auto Drain Hydrants	21.15
15246	Head & Nozzle	R34	33.15	55079	Shuttle Housing Assy.	HC Series	51.25
15247	Head Assembly	R34	73.50	55105	Yoke Nut Assembly	All Non-Freeze Area WH	14.90
30002	Handle Screw, Br.	14,17,24/26 Series Y30	1.30	55176	Head Nut Assy., Br	All WH, Y70, Y95	33.25
30006	Packing Washer	14, 22, V22	2.65	55177	Head Nut Assy., Ch	All WH, Y70, Y95	39.80
30008	Valve Rubber	14,17,19,22,V22, 24/26 Series	2.15	55178	Head Nut Assy., Br	Y30	21.30
30009	Screw	14,17,19,22,V22, 24/26 Series	1.30	55182	Head Nut Assy., Br	75, B75, 79, B79	33.30
30059	Nut, Br	14, 17	4.45	55183	Head Nut Assy., Ch	75, B75, 79, B79	34.55
30096	Wheel Handle-metal	14, 17	4.40	55404	Operating Rod Assy.	Auto. Drain (6 5/16 OAL)	37.10
30104	Stem	24/26 Series	9.45	55406	Operating Rod Assy.	Auto. Drain (8 5/16 OAL)	37.85
30105	Washer	24/26 Series	2.30	55408	Operating Rod Assy.	Auto. Drain (10 5/16 OAL)	38.60
30107	Packing Nut, Brass	24/26, WH, Y30 Series	6.75	55410	Operating Rod Assy.	Auto. Drain (12 5/16 OAL)	39.90
30109	Packing Nut, Chrome	24/26, WH Series	9.55	55412	Operating Rod Assy.	Auto. Drain (14 5/16 OAL)	40.90
30120	Wheel Handle, Clear	24/26 Series	2.50	55434	Hose Nozzle Br	20, 22, V22, 60	10.90
30121	Screw, Nickel	24/26 Series, HC67, Y30	2.05	55435	Nozzle W/o-ring, Brass	21, 70, Y70	7.90
30230	Plunger Assembly	20, 25, 27	5.60	55437	Nozzle W/o-ring, Ch.	70, 71, B71, 81	9.50
30233	Wheel Handle, Tan	24/26 Series	2.15	80005	Packing Nut	Thermaline	5.85
30234	Handle Screw	20, 25, 27	2.35	80008	Packing Ring	Thermaline	3.60
30236	Drain Guard	20, 25, 27	1.35	80013	Handle, Brass	Thermaline	16.80
30238	Stem Screw	20, 25, 27	2.90	80055	Cover, Woodford	Thermaline	5.60
30239	Wheel Handle, Metal	20, 25, 27	3.55	80056	Cover, Thermaline	Thermaline	5.60
30241	Head Nut, Br	20, 25, 27	25.00	80061	Heater Cover	Thermaline	1.75
30245	Head Nut Gasket	25	1.95	80062	Heater. Well Thumb Nut	Thermaline	3.65
30247	Packing	24/26 Series, B24	4.25	80063	Heater Well Washer	Thermaline	2.65
30304	Operating Rod 4"	20, 25, 27	2.65	80066	Yoke Nut	Thermaline	13.75
30306	Operating Rod 6"	20, 25, 27	3.65	80068	Wing Nut	Thermaline	1.70
30308	Operating Rod 8"	20, 25, 27	4.60	80073	Carriage Bolt	Thermaline	1.85
30310	Operating Rod 10"	20, 25, 27	5.60	85001	Heater Well Assy., 1'	Thermaline	13.30
30312	Operating Rod 12"	20, 25, 27	6.70	85002	Heater Well Assy., 2'	Thermaline	14.05
30421	Packing Washer	17	2.65	85015	Valve Assembly	Thermaline	9.75
30462	C - Plug Button-small	22, V22	1.55	85061	Heater, 1'	Thermaline	56.70
30463	H - Plug Button-small	22, V22	1.55	85062	Heater, 2'	Thermaline	56.70

TERMS AND CONDITIONS OF SALE

Selling Policy - Possession of our price list or jobber discounts is not an offer to sell. All orders are subject to acceptance by the home office in Colorado Springs, Colorado.

Minimum Invoice - No invoice will be rendered for less than \$25.00 list.

Cash Discount - 3% 15 days from date of invoice or 2% 10th Prox., Net EOM

Freight Allowance - All goods sold F.O.B shipping point. For shipments in the continental United States and Canada, **full freight will be allowed on orders of \$3,500.00 or more list.** No freight allowance on smaller shipments. We reserve the right to ship the most economical way. Non-Standard lengths might not qualify for FFA.

Foreign Shipments - (including Alaska and Hawaii) will be allowed full freight, according to the conditions listed above, to the embarkation point in the continental United States only.

Claims, Shortages and Damage - All claims for shortages or goods damaged in transit must be made within **10 days after receipt of merchandise.** All claims must be made to **Woodford Manufacturing Co., LLC by the consignee.**

Prices, Designs and Quotation - Prices, designs and dimensions of products are subject to change without notice. Quotations, unless otherwise stated, are for immediate acceptance and prices quoted are based on the sellers standard tolerances of materials. We reserve the right to invoice all merchandise at prices in effect at the time of shipment.

Cancellations - Orders covering special merchandise are not subject to cancellation without our written permission. Purchaser subject to expense incurred by cancellation of special orders.

Limited Warranty - All goods are sold with a limited warranty for one year against defects in material and workmanship. We will replace or issue credit (at our option) for defective goods that are returned for inspection and found to be defective within one year of purchase from Woodford.

Implied warranties - Implied warranties are limited to one year from date of purchase from Woodford.

Taxes and Government Regulations - Sales or manufactures tax imposed under any existing or future statutes shall be added to the price of merchandise effective at the time shipment is made.

Ordering Procedure - Purchase order must include the following: Model number, inlet size & type, handle type, wall thickness or depth of bury and type of finish required where applicable.

Returned Goods - Standard catalog material may be returned. All returns of resalable new and unused product is subject to a 25% restocking charge, plus the cost of reconditioning, not to exceed an additional 25% (50% total). Credit for used or freight damaged material to be determined by factory upon receipt of material. Polished Brass Finishes PB are subject to 50% restocking charge.

We will not accept returns for:

1. Any non-defective return under \$25.00 net or product over 18 months old.
2. Special lengths on any product.
3. Obsolete merchandise and product not listed in current price guide.
4. Competitor's product or product abused by installation.
5. Items not reviewed and RGA form signed by local Woodford representative before being sent back for factory approval.

All items claimed defective must be returned prepaid to address shown on back cover:

Model 19 Limited 5 Year Warranty



All **Model 19** Wall faucets are sold with a limited warranty for five (5) years against defects in material and workmanship. We will replace or issue credit (at our option) for defective goods that are returned for inspection and found to be defective within five (5) years of purchase from Woodford. In addition, Woodford will pay up to \$5,000.00 toward the cost to repair damages incurred as a result of a defective Model 19 Wall Faucet that was properly installed. This limited warranty does not cover defects caused by: modification, alteration or repair of the product by anyone other than Woodford; physical abuse to, or misuse of, the product or operation thereof in a manner contrary to accompanying instructions.

Commercial Limited 5 Year Warranty



All **Commercial Wall hydrants and Roof hydrants** shown in this brochure are sold with a limited warranty for five years against defects in material and workmanship. We will replace or issue credit (at our option) for defective goods that are returned for inspection and found to be defective within five years of purchase from Woodford.

Patented and Patents Pending: See <https://www.woodfordmfg.com/patents> for details
For Individual Spec Sheets, Installation and Troubleshooting Instructions
Go to <https://www.woodfordmfg.com> or Call Customer Service 1-800-621-6032

To locate a Woodford Representative
in your area please contact
our sales department
Toll Free (800) 621-6032



WOODFORD MANUFACTURING COMPANY, LLC
2121 Waynoka Road, Colorado Springs, CO 80915 USA
Phone (719) 574-1101 Toll Free (800) 621-6032
<https://www.woodfordmfg.com>