







# TOTO® SELECTION GUIDE: TWO-PIECE TOILETS




|   |  |   |
|---|--|---|
| ALL MODELS  | <ul style="list-style-type: none"> <li>• Universal Height</li> <li>• 12" Rough</li> <li>• Elongated</li> <li>• 1.28 GPF</li> </ul> |   |
| <b>ENTRADA</b><br><br><br>\$     | CST244EF#01 <span style="float: right;">List \$435</span>  |   |
|   | Tank: ST243E#01<br>Bowl: C244EF#01<br>Seat: SS114#01 (seat not included in price and part number above)                            |   |
| <b>DRAKE</b><br><br><br>\$\$    | Drake w/ Standard Seat<br>MS776124CEFG#01 <span style="float: right;">List \$656</span>  | DRAKE w/ Washlet+ C5<br>MW7763084CEFG#01 <span style="float: right;">List \$1,460</span>  |
|   | Tank: ST776EA#01<br>Bowl: C776CEFGT40#01<br>Seat: SS124#01   | Tank: ST776EA#01<br>Bowl: C776CEFGT40#01<br>Washlet: SW3084T40#01                         |
| <b>NEXUS</b><br><br><br>\$\$\$ | Nexus w/ Standard Seat<br>MS442124CEFG#01 <span style="float: right;">List \$1,305</span>  | Nexus w/ Washlet+ S7<br>MW4424726CEFGA#01 <span style="float: right;">List \$3,215</span> |
|   | Tank: ST442EA#01<br>Bowl: CT442CUFGT40#01<br>Seat: SS124#01  | Tank: ST442EA#01<br>Bowl: CT442CUFGT40#01<br>Washlet: SW4726AT40#01                       |

| ALL MODELS  | <ul style="list-style-type: none"> <li>Universal Height</li> <li>12" Rough</li> </ul>   | <ul style="list-style-type: none"> <li>Elongated</li> <li>1.28 GPF</li> </ul>  |
|---|---|--|
| <b>ULTRAMAX II</b><br><br><br><br>\$ | Ultramax II w/ Standard Seat<br>MS604124CEFG#01 List \$1,023  | Ultramax II w/ Washlet +S7<br>MW6044736CEFGA#01 List \$3,098   |
|   | Toilet: CST604CEFGAT40#01<br><br>Included Seat: SS124#01  | Toilet: CST604CEFGAT40#01<br><br>Washlet: SW4736AT40#01  |
| <b>LEGATO</b><br><br><br><br>\$\$   | Legato w/ Standard Seat<br>MS624124CEFG#01 List \$1,657   | Legato w/ Washlet+ S7<br>MW6244726CEFGA#01 List \$3,552  |
|   | Toilet: CST624CEFGAT40#01<br>10" Rough: TSU03W.10R<br>12" Rough: TSU03W.12R<br>14" Rough: TSU03W.14R<br><br>Included Seat: SS124#01 | Toilet: CST624CEFGAT40#01<br>10" Rough: TSU03W.10R<br>12" Rough: TSU03W.12R<br>14" Rough: TSU03W.14R<br><br>Washlet: SW4726AT40#01 |
| <b>NEXUS</b><br><br><br><br>\$\$\$ | Nexus w/ Standard Seat<br>MS642124CEFG#01 List \$1,700  | Nexus w/ Washlet+ S7<br>MW6424726CEFGA#01 List \$3,595   |
|   | Toilet: CST642CEFGAT40#01<br>12" Rough: TSU10W.12<br>14" Rough: TSU10W.14<br><br>Included Seat: SS124#01                            | Toilet: CST642CEFGAT40#01<br>12" Rough: TSU10W.12<br>14" Rough: TSU10W.14<br><br>Washlet: SW4726AT40#01                            |

# TOTO® SELECTION GUIDE: WASHLET+

| MODEL  | <ul style="list-style-type: none"> <li>EWATER+® auto-cleans wand</li> <li>Adjustable spray position, water temperature, and water pressure</li> <li>Warm air dryer with five variable temperature settings</li> <li>Automatic air deodorizer</li> <li>Heated seat with temperature control</li> </ul>   |
|--|---|
| <b>C2</b><br><br><br>\$       | SW3074T40#01 <span style="float: right;">List \$808</span>  |
|  | Available in elongated and round (SW3073)   |
| <b>C5</b><br><br><br>\$\$    | SW3084T40#01 <span style="float: right;">List \$933</span>  |
|  | Available in elongated and round (SW3083)   |
| <b>S7</b><br><br><br>\$\$\$ | SW4726AT40#01 <span style="float: right;">List \$1,830</span>   |
|  | Available in elongated only<br>Available in contemporary and classic design (SW4724)<br>Available with Auto open / close S7A (SW4736AT40#01 - \$2,009 List)<br><br>Additional Features: <ul style="list-style-type: none"> <li>- Night light</li> <li>- EWATER+® auto-cleans wand and bowl after every use</li> <li>- PREMIST® automatically mists the bowl before each use</li> <li>- Instantaneous water heater for continuous warm water and energy savings</li> </ul> |

# TOTO® SELECTION GUIDE: NEOREST

| MODEL  | <ul style="list-style-type: none"> <li>TORNADO FLUSH® System utilizes 360° cleaning power to reach every part of the hole-free rim design bowl</li> <li>Auto open/close lid</li> <li>PREMIST® automatically mists the bowl before each use</li> <li>Instantaneous water heater for continuous warm water and energy savings</li> <li>EWATER+® auto-cleans wand and bowl after every use</li> <li>Automatic air deodorizer</li> <li>Heated seat with temperature control</li> <li>Universal Height, ADA compliant</li> <li>Night light</li> <li>CEFIONTECT® ceramic glaze minimizes waste from sticking to porous ceramic surfaces</li> </ul> |               |
|--|--|---------------|
| RS<br><br>\$        | MS8341CUMFG#01   | List \$6,948  |
|  | Top Unit: SN8341M#01<br>Bowl Unit: CT8551CUMFG#01  |               |
| LS<br><br>\$\$    | MS8732CUMFG#01S (Silver)   | List \$10,700 |
|  | MS8732CUMFG#01B (Black)  | List \$11,748 |
|  | MS8732CUMFG#01N (Nickel)   | List \$11,748 |
|  | Top Unit: SN8732M#01S (Silver)<br>SN8732M#01B (Black)<br>SN8732M#01N (Nickel)<br>Bowl Unit: CT8732CUMFG#01<br><br>Additional Features:<br>- EWATER+® auto-cleans under-seat after every use  |               |
| NX2<br><br>\$\$\$ | MS903CUMFX#01  | List \$26,344 |
|  | Additional Features:<br>- EWATER+® auto-cleans under-seat after every use<br>- ACTILIGHT® CLEAN LIGHT technology built into the lid<br>- Available without ACTILIGHT® (MS902CUMFG#01 - \$13,405 List)  |               |