




















Hand crafted
and designed to
exacting standards.

Linear Drains

LINEAR DRAIN STYLE REFERENCE CHART

GRATE STYLES		Site Sizable [S]	Fixed Length [FX]	Fixed Flange [FF]	Side Outlet [FT]	Flange with Schluter® Kerdi [FCS]	Double Waterproofing [FCB]	Universal [U]
		Traditional Waterproofing		Liquid / Fabric Waterproofing		Schluter® Kerdi Waterproofing	Traditional and Liquid/Fabric	Traditional or Liquid/Fabric
Tile Insert Frame		S-TIF 65 S-LTIF 65 S-TIFAS 65 S-TIFAS 99	FXTIF 65	FFTIF 65	FTTIF 65	FCSTIF 65	FCBTIF 65	UTIF
Slot Drain				FFST		FCSST	FCBST	
2mm Wedge Wire				FFAS 25	FTAS 25	FCSAS 25	FCBAS 25	
		S-LAG 38						
		S-LAG 65 S-AS 65 S-AS 99	FXAS 65	FFAS 65	FTAS 65	FCSAS 65	FCBAS 65	
		S-AG 100	FXAS 125	FFAS 125		FCSAS 125		
3mm Wedge Wire		S-AG 38						
		S-AG 65						
Circle		S-DG 38						
		S-DG 65 S-DGAS 65 S-DGAS 99						
Offset Slotted		S-LT 38						
		S-LT 65						
Slotted			FXIG 65	FFIG 65	FTIG 65	FCSIG 65	FCBIG 65	
Offset Oval			FXED 65	FFED 65	FTED 65	FCSGD 65	FCBED 65	
Marc Newson			FXMN 65	FFMN 65	FTMN 65	FCSMN 65	FCBMN 65	
Squares								USQ
Solid			FXSG 65	FFSG 65	FTSG 65	FCSSG 65	FCBSG 65	

FFTIF 65 Tile Insert Frame (tile not included)