



ADVANCED SERIES

PRO 750®

Submittal Sheet

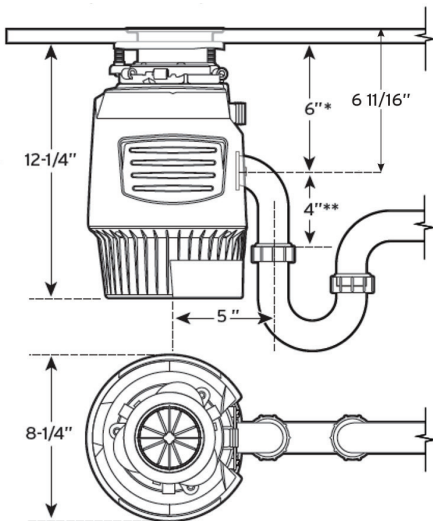
This model offers the following features and benefits:

- **3/4 HP long-lasting, Dura-Drive® Induction motor**
- **Quiet SoundSeal Technology®** delivers quiet disposal operation
- **Advanced Grind** for tough and fibrous food scraps
- **3-Stage MultiGrind® Technology:** Finest grind designed to prevent clogs
- **EZ Connect Disposal** easily connects to a hardwire connection or outlet
- **Removable, Dishwasher Safe, Antimicrobial Quiet Collar® Sink Baffle**
- Safe for use with properly maintained septic tanks
- **Units Available:** PRO 750® with EZ Connect Adapter or PRO 750® with EZ Connect Cord

Specifications

Type of Feed	Continuous
On/Off Control	Wall Switch
Motor	Single Phase
HP	3/4
Volts	120
HZ	60
RPM	1725
Amp. (Avg. Load)	9.5
Time Rating	Intermittent
Lubrication	Permanently Lubricated Upper & Lower Bearings
Shipping Weight (Approx.)	18.4, 18.6
Overall Height	12.25
Motor Protection	Automatic Reset
Average Water Usage	Approx. 1 Gallon per Person Per Day
Average Electrical Usage	3-4 KWh per Year
Drain Connection	1-1/2" cushioned slip joint
Dishwasher Drain Connection	Yes

Dimensions



Sample Specification

Food Waste Disposer(s) shall be InSinkErator PRO 750®, continuous feed, with 3/4 HP. motor, stainless steel grinding elements with two stainless steel 360° swivel lugs. Exclusive self-service wrench.

Warranty

10-Year *We Come to You®* Limited In Home Warranty

* The complete InSinkErator warranty is included in the Care & Use Booklet packed with each unit.



Food waste is roughly 80% water. By using your disposal regularly, you can help divert food waste from landfills and reduce greenhouse gas emissions. Make sustainability a family affair by using your disposal. After all, the smallest changes can make the biggest impact.

Job Specifications



1-800-558-5700
www.insinkerator.com

ADVANCED SERIES

PRO 1000™



Submittal Sheet

This model offers the following features and benefits:

- 1 HP long-lasting, Dura-Drive® Induction motor
- Quietest SoundSeal® Technology is the quietest disposal on the market
- Advanced Grind for tough and fibrous food scraps
- 4-Stage MultiGrind® Technology: Finest grind designed to prevent clogs and reduce odor
- EZ Connect Disposal easily connects to a hardwire connection or outlet
- Removable, Dishwasher Safe, Antimicrobial Quiet Collar® Sink Baffle
- Safe for use with properly maintained septic tanks
- Units Available: PRO 1000™ with EZ Connect Adapter or PRO 1000™ with EZ Connect Cord

Sample Specification

Food Waste Disposer(s) shall be InSinkErator PRO 1000™, continuous feed, with 1 HP. motor, stainless steel grinding elements with two stainless steel 360° swivel lugs. Exclusive self-service wrench.

Warranty

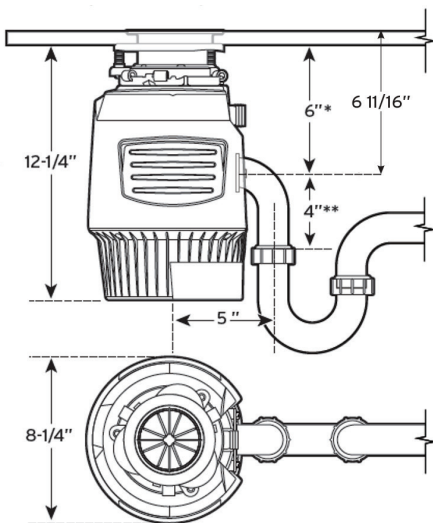
11-Year We Come to You® Limited In Home Warranty

* The complete InSinkErator warranty is included in the Care & Use Booklet packed with each unit.

Specifications

Type of Feed	Continuous
On/Off Control	Wall Switch
Motor	Single Phase
HP	1
Volts	120
HZ	60
RPM	1725
Amp. (Avg. Load)	10.2
Time Rating	Intermittent
Lubrication	Permanently Lubricated Upper & Lower Bearings
Shipping Weight (Approx.)	20.2, 20.4
Overall Height	12.25
Motor Protection	Automatic Reset
Average Water Usage	Approx. 1 Gallon per Person Per Day
Average Electrical Usage	3-4 KWH per Year
Drain Connection	1-1/2" Anti-Vibration (Hose Clamp)
Dishwasher Drain Connection	Yes

Dimensions



Job Specifications



Food waste is roughly 80% water. By using your disposal regularly, you can help divert food waste from landfills and reduce greenhouse gas emissions. Make sustainability a family affair by using your disposal. After all, the smallest changes can make the biggest impact.



1-800-558-5700
www.insinkerator.com

ADVANCED SERIES

PRO 1250™



Submittal Sheet

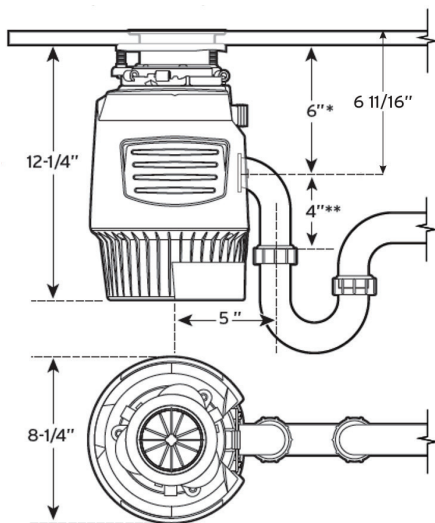
This model offers the following features and benefits:

- **1.25 HP long-lasting, Dura-Drive® Induction motor**
- **Quietest SoundSeal® Technology** is the quietest disposal on the market
- **Advanced Grind** for tough and fibrous food scraps
- **4-Stage MultiGrind® Technology:** Finest grind designed to prevent clogs and reduce odor
- **EZ Connect Disposal** easily connects to a hardwire connection or outlet
- **Removable, Dishwasher Safe, Antimicrobial Quiet Collar® Sink Baffle**
- Safe for use with properly maintained septic tanks
- **Units Available:** PRO 1250™ with EZ Connect Adapter or PRO 1250™ with EZ Connect Cord

Specifications

Type of Feed	Continuous
On/Off Control	Wall Switch
Motor	Single Phase
HP	1.25
Volts	120
HZ	60
RPM	1725
Amp. (Avg. Load)	12.3
Time Rating	Intermittent
Lubrication	Permanently Lubricated Upper & Lower Bearings
Shipping Weight (Approx.)	21.7, 21.9
Overall Height	12.25
Motor Protection	Automatic Reset
Average Water Usage	Approx. 1 Gallon per Person Per Day
Average Electrical Usage	3-4 KWH per Year
Drain Connection	1-1/2" Anti-Vibration (Hose Clamp)
Dishwasher Drain Connection	Yes

Dimensions



Sample Specification

Food Waste Disposer(s) shall be InSinkErator PRO 1250™, continuous feed, with 1.25 HP. motor, stainless steel grinding elements with two stainless steel 360° swivel lugs. Exclusive self-service wrench.

Warranty

12-Year *We Come to You®* Limited In Home Warranty

* The complete InSinkErator warranty is included in the Care & Use Booklet packed with each unit.



Food waste is roughly 80% water. By using your disposal regularly, you can help divert food waste from landfills and reduce greenhouse gas emissions. Make sustainability a family affair by using your disposal. After all, the smallest changes can make the biggest impact.

Job Specifications



1-800-558-5700
www.insinkerator.com



ADVANCED SERIES

PRO Cover Control

Submittal Sheet

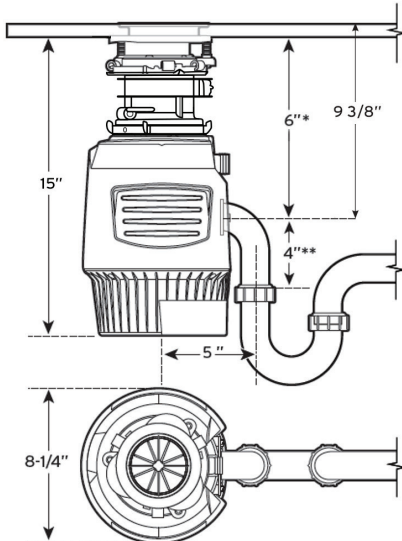
This model offers the following features and benefits:

- 3/4 HP long-lasting, Dura-Drive® induction motor
- Quiet SoundSeal Technology® delivers quiet disposal operation
- Advanced Grind for tough and fibrous food scraps
- 3-Stage MultiGrind® Technology: Finest grind designed to prevent clogs
- EZ Connect Disposal easily connects to a hardwire connection or outlet
- Removable, Dishwasher Safe, Antimicrobial Quiet Collar® Sink Baffle
- Safe for use with properly maintained septic tanks
- Units Available: PRO Cover Control with EZ Connect Adapter or PRO Cover Control with EZ Connect Cord

Specifications

Type of Feed	Batch
On/Off Control	T-Handle Stopper Switch
Motor	Single Phase
HP	3/4
Volts	120
HZ	60
RPM	1725
Amp. (Avg. Load)	9.5
Time Rating	Intermittent
Lubrication	Permanently Lubricated Upper & Lower Bearings
Shipping Weight (Approx.)	20.7, 20.9
Overall Height	14.95
Motor Protection	Automatic Reset
Average Water Usage	Approx. 1 Gallon per Person Per Day
Average Electrical Usage	3-4 KWH per Year
Drain Connection	1-1/2" cushioned slip joint
Dishwasher Drain Connection	Yes

Dimensions



Sample Specification

Food Waste Disposer(s) shall be InSinkEratPro Cover Control, batch feed, with 3/4 HP. motor, stainless steel grinding elements with two stainless steel 360° swivel lugs. Exclusive self-service wrench.

Warranty

10-Year We Come to You® Limited In Home Warranty

* The complete InSinkEratPro warranty is included in the Care & Use Booklet packed with each unit.



Food waste is roughly 80% water. By using your disposal regularly, you can help divert food waste from landfills and reduce greenhouse gas emissions. Make sustainability a family affair by using your disposal. After all, the smallest changes can make the biggest impact.

Job Specifications



1-800-558-5700
www.insinkerator.com