




Innovator[®] Shower Drain

receptor-type drain for pre-formed shower bases



9300-PVC-CP




Finish	Part #
PVC	
Chrome	9300-PVC-CP
Brushed Bronze	9300-PVC-BB
Brushed Nickel	9300-PVC-BN
Brushed Gold	9300-PVC-BG
Oil Rubbed Bronze	9300-PVC-BZ
White	9300-PVC-WH
Wrought Iron (Matte Black)	9300-PVC-WI
ABS	
Chrome	9300-ABS-CP
Brushed Bronze	9300-ABS-BB
Brushed Nickel	9300-ABS-BN
Brushed Gold	9300-ABS-BG
Oil Rubbed Bronze	9300-ABS-BZ
White	9300-ABS-WH
Wrought Iron (Matte Black)	9300-ABS-WI
Grid Only	
Chrome	9300G-CP
Brushed Bronze	9300G-BB
Brushed Nickel	9300G-BN
Brushed Gold	9300G-BG
Oil Rubbed Bronze	9300G-BZ
White	9300G-WH
Wrought Iron (Matte Black)	9300G-WI
Shower Drain Rough In	
	930NG-PVC
	930NG-ABS




Chrome



Matte Black



Brushed Nickel



Oil Rubbed Bronze

Testable. Easy to tighten and install.

Saves time. Saves money.

Fewer parts. Watco quality.

Watco Innovator® test membrane


Grey PVC top piece



Choose bottom receptor in PVC or ABS



Heavy-duty grid strainer



Green protective polycarbonate cover

The
Innovator®
Shower
Drain



Rubber gasket



Slip washer



816.796.3900 n watcomfg.com

© Watco Manufacturing Company 2022 WISD 3-22 Printed in USA